

A - A++



SENSER 6
LED


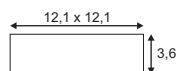
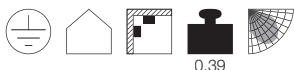
- Flat surface-mounted luminaire for background lighting
- Premium LED

Lamp details **LED INSIDE**

LED 1x 6W 3000K CRI80

Product details

100-240V ~50/60Hz 350mA
 Total consumption: 6.7W
 Material: aluminium/acrylic glass
 L: 12.1 cm W: 12.1 cm H: 3.6 cm



A - A++



SENSER 10
LED


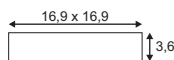
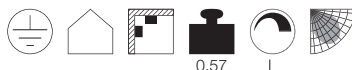
- Flat surface-mounted luminaire for background lighting
- Premium LED

Lamp details **LED INSIDE**

LED 1x 10W 3000K CRI80

Product details

220-240V ~50/60Hz 350mA
 Total consumption: 14W
 Material: aluminium/acrylic glass
 L: 16.9 cm W: 16.9 cm H: 3.6 cm



A - A++



SENSER 14
LED

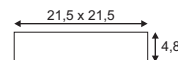
- Flat surface-mounted luminaire for background lighting
- Premium LED

Lamp details **LED INSIDE**

LED 1x 14W 3000K CRI80

Product details

220-240V ~50/60Hz 350mA
 Total consumption: 18W
 Material: aluminium/acrylic glass
 L: 21.5 cm W: 21.5 cm H: 4.8 cm



Variant	Item no.
230lm	
○ white	162963
230lm	
● silver-grey	162993

Variant	Item no.
500lm	
○ white	162973
500lm	
● silver-grey	163003

Variant	Item no.
840lm	
○ white	162983
840lm	
● silver-grey	163013





A - A++



**SENSER 6
LED**

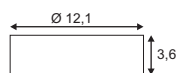
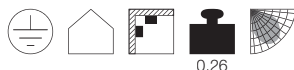
- Flat surface-mounted luminaire for background lighting
- Premium LED

Lamp details

LED 1x 6W 3000K CRI80

Product details

100-240V ~50/60Hz 350mA
 Total consumption: 6.7W
 Material: aluminium/acrylic glass
 Ø: 12.1 cm H: 3.6 cm



A - A++



**SENSER 10
LED**


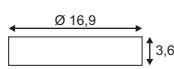
- Flat surface-mounted luminaire for background lighting
- Premium LED

Lamp details

LED 1x 10W 3000K CRI80

Product details

220-240V ~50/60Hz 350mA
 Total consumption: 14W
 Material: aluminium/acrylic glass
 Ø: 16.9 cm H: 3.6 cm



A - A++



**SENSER 14
LED**

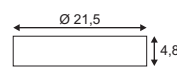
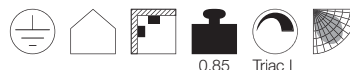
- Flat surface-mounted luminaire for background lighting
- Premium LED

Lamp details

LED 1x 14W 3000K CRI80

Product details

220-240V ~50/60Hz 350mA
 Total consumption: 18W
 Material: aluminium/acrylic glass
 Ø: 21.5 cm H: 4.8 cm



Variant	Item no.
230lm	
○ white	162903
230lm	
● silver-grey	162933

Variant	Item no.
500lm	
○ white	162913
500lm	
● silver-grey	162943

Variant	Item no.
840lm	
○ white	162923
840lm	
● silver-grey	162953



A - A++



NEW



PROFUNO

- Premium LED

Lamp details

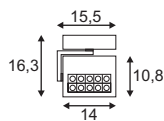
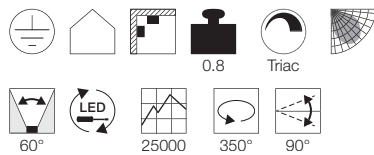


LED 1x 16W 3000K CRI80



Product details

220-240V ~50/60Hz 500mA
 Total consumption: 18W
 Material: aluminium
 W: 15.5 cm H: 16.3 cm D: 3.5 cm



A - A++



ZENIT 25
LED

- Indirect lighting
- Premium LED

Lamp details


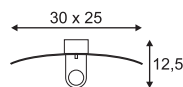
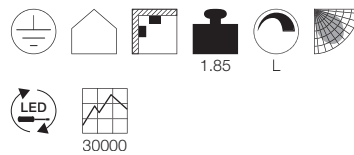


LED 1x 6W 3000K CRI80



Product details

220-240V ~50/60Hz 500mA
 Total consumption: 8.4W
 Material: aluminium/steel/glass
 W: 30 cm H: 25 cm D: 12.5 cm



A - A++



ZENIT 40
LED

- Indirect lighting
- Premium LED

Lamp details

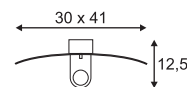
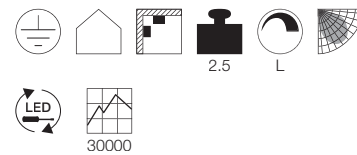


LED 1x 8.8W 3000K CRI80



Product details

220-240V ~50/60Hz 500mA
 Total consumption: 12W
 Material: aluminium/steel/glass
 W: 30 cm H: 41 cm D: 12.5 cm



Variant	Item no.
960lm ● black	147390
960lm ○ white	147391
960lm ● silver-grey	147394

Variant	Item no.
450lm ● silver-grey	151884

Variant	Item no.
700lm ● silver-grey	151894



A



OPEN GRILL

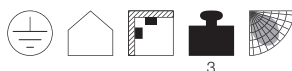
- Indirect lighting
- High output lamp

Lamp details

G5 T16 4x 24W

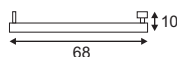
Product details

220-240V ~50/60Hz
 Material: aluminium
 L: 68 cm W: 68 cm H: 10 cm



Series available in other variants

Open-Grill luminaire family, see pages 022-031.



Rec. lamp

G5 24W
 3000K 1950lm EEI=A
 26kWh/1000h
 Item no. 548024



Variant	Item no.
○ white	157381



A - A++



OPEN GRILL LED

- Premium LED
- 2 Rotating elements

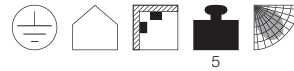
Lamp details

LED 8x 7.5W 3000K CRI>80



Product details

220-240V ~50/60Hz
 Total consumption: 58W
 Material: aluminium/acrylic glass
 L: 73 cm W: 72 cm H: 10.5 cm




Series available in other variants

Open-Grill luminaire family, see pages 022-031.



Variant	Item no.
4500lm	
● black	157660
4500lm	
○ white	157661



A - A+



SIGHT 120

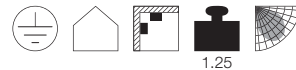
- High output lamp

Lamp details

G5 T16 54W

Product details

220-240V ~50/60Hz
 Total consumption: 60W
 Material: aluminium/acrylic glass
 L: 119 cm W: 4 cm H: 6 cm

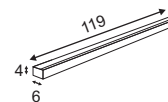


1.25

EEL
 A2

Series available in other variants

Sight luminaire family, see pages 022-031.




Rec. lamp


G5 54W
 3000K 5000lm EEL=A+
 60kWh/1000h
 Item no. 548054



Variant	Item no.
● silver-grey	160212
● alu brushed	160216



A - A++



SIGHT 60
LED

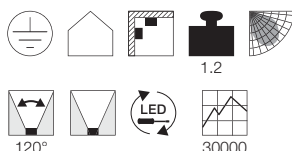
Lamp details



LED 2x 7.5W 3000K CRI>80

Product details

220-240V ~50/60Hz 500mA
Total consumption: 17W
Material: aluminium/acrylic glass
L: 58.2 cm W: 4.5 cm H: 6.5 cm




Series available in other variants

Sight luminaire family, see pages 022-031.

Note

Switch incl.

Variant	Item no.
1500lm ● black	160180
1500lm ○ white	160181
1500lm ● silver-grey	160184



A - A++



SIGHT 115
LED

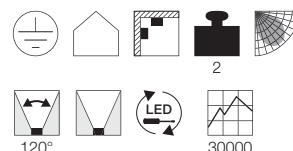
Lamp details



LED 4x 7.5W 3000K CRI>80

Product details

220-240V ~50/60Hz
Total consumption: 35W
Material: aluminium/acrylic glass
L: 114 cm W: 4.5 cm H: 6.5 cm



Series available in other variants













Sight luminaire family, see pages 022-031.

Variant	Item no.
3000lm ● black	160190
3000lm ○ white	160191
3000lm ● silver-grey	160194

TRACK SYSTEMS.

A 240V track system gives you the highest amount of flexibility; it can be used as background and scene lighting when in a combination. Once installed, luminaires can be added to it as you wish. This free positioning allows you to implement elaborate lighting concepts using many luminaires in the simplest possible way. Different types of luminaires can be added to a track without any problems – you decide if you want pendants or spots. Use our 240V track system to light angled spaces with few power connections. For large rooms and long hallways with few power connections,

240V track systems are an elegant way to implement your lighting concepts. Numerous luminaires can be fitted to the corresponding track, this means that even the longest bar, hallway or dining table can be precisely illuminated with just one power connection. Once installed, you can select from modern pendant lamps from our SLV product range for the track or the cable system. There is a suitable low-voltage track system for display cases, it is even available as a magnetic track.

Product range	SURFACE MOUNTED TRACK EUTRAC®	SURFACE MOUNTED TRACK S-TRACK	SURFACE MOUNTED TRACK EASYTEC®	SURFACE MOUNTED TRACK EASYTEC®	CABINET TRACK	MAGNETIC TRACK
	3-phase track system	3-phase track system	1-phase track system	240V track system	Low-voltage track system	Low-voltage track system
						
		 NEW				
240V	●	●	●	●	–	–
Low voltage	–	–	–	–	●	●
Ceiling installation	●	●	●	●	–	–
Wall installation	●	●	●	–	●	●
Surface installation	●	●	●	●	●	●
Recessed installation	●	–	●	–	–	–
Furniture installation	–	–	–	–	●	●
Colours	black, white, silver-grey	black, white, silver-grey	black, white, silver-grey	black, white, silver-grey	chrome	black
Short description	The classic track with three separately switchable power circuits for surface and recessed installation.	The classic track with three separately switchable power circuits for surface installation.	The flat track for surface and recessed installation.	The elegant, flexible track system.	The practical display cabinet track. Installation using clips or with adhesive.	The ideal track to magnetically attach various luminaires.



SLV configurators - individual, practical, quick.

Use SLV's configurators to design your personal room scenario for tracks, LED profiles, pendants or professional recessed spots – **absolutely tailored to your wishes at www.slv.com.**



SPOTS FOR TRACK SYSTEMS.

The range of spots for track systems covers a wide range of application areas. From individual spotlights with first-class LED technology and exclusive designs up to complete ranges of spotlights for professional use. The spots are also ideal to replace power-hungry, conventional lighting systems

thanks to their very high luminous flux. Many variants are dimmable and tiltable and are available as wall, ceiling, track and recessed spots. They come in the classical colours and with a very convincing price/performance ratio.

Product range	DANCER	SUPROS	EUROSPOT	EURO CUBE	STRUCTEC	BILAS
For 3-phase tracks	•	•	•	•	•	•
For 1-phase tracks	-	•	•	-	•	•
Product variants	-	Ceiling light Recessed ceiling light Wall light Pendant	-	-	-	Ceiling light Recessed ceiling light Wall light Pendant
LED (integrated)	•	•	•	•	-	•
Suitable for retrofit lamps	-	-	•	-	-	-
Col. light (only w. LED)	3000K, 4000K	3000K, 4000K	2700K, 3000K, 4000K	3000K, 4000K	3000K, 4000K	2700K
Lumen (only w. LED)	4300lm	700lm - 3150lm	610lm - 1350lm	1950lm - 2200lm	2220lm - 3400lm	1000lm - 3000lm
Beam angle (only w. LED)	15°, 40°, 60°	20°, 40°, 60°	15°, 24°, 36°, 60°	30°, 60°, 90°	36°, 60°	25°, 60°
CRI	>90	>80	>80	>90	>80	>80
Housing colour	black/black, black/silver-grey	black, white	black, white, silver-grey	black, white, silver-grey	black, white, silver-grey	matt black, matt white
Short description	The high-tech spot with extremely high luminous flux.	The elegant all-rounder, ideal for projects.	A classic in many versions.	The Shop Spot with excellent colour rendering.	The compact track spot.	The designer spot – makes a statement for an up-scale ambience.

You can find further products on the pages in the following chapters.



SPOT - ROUND SHAPE - SINGLE BEAM



SPOT - SQUARE - SINGLE BEAM



SPOT - TWIN BEAM



SPOT - FOUR BEAMS




LONG SHAPE



BASIC COMPONENTS - STRUCTURE




PENDANTS



BASIC COMPONENTS - INSTALLATION



 **SLV configurators - individual, practical, quick.**
Use SLV's configurators to design your personal room scenario for tracks, LED profiles, pendants or professional recessed spots – absolutely tailored to your wishes at www.slv.com.



E - A++



NEW



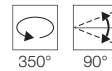
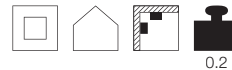
AVO

Lamp details

GU10 QPAR51 50W max.
 Ø: 5 cm max.
 optional: LED

Product details

230V ~50/60Hz
 Material: steel
 Ø: 6.2 cm L: 10.8 cm H: 12 cm



Series available in other variants

Avo luminaire family.

LED Upgrade

LED GU10 6.5W 36°
 3000K 520lm EEL=A+
 7kWh/1000h
 Item no. 551273

Variant	Item no.
● black	152640
○ white	152641
● silver	152644



E - A++



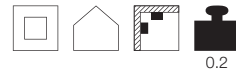
PURI

Lamp details

GU10 QPAR51 50W max.
 Ø: 11 max. L: 7.8 cm max.

Product details

230V ~50Hz
 Material: aluminium/plastic PC
 Ø: 3.6 cm L: 8.4 cm H: 9.9 cm



Series available in other variants

Puri luminaire family.

Note

Deco ring incl.

LED Upgrade

LED GU10 7W 36°
 3000K 520lm EEL=A+
 7kWh/1000h
 Item no. 551283



Variant	Item no.
● matt black	153560
○ white	153561
● silver-grey	153564



D - A+



E - A++



E27 SPOT

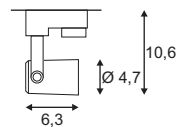
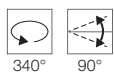
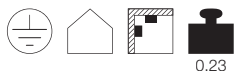
- Particularly stable joint for heavy lamps

Lamp details

E27 A60 75W max.
optional: LED QPAR20 QPAR30

Product details

230V ~50Hz
Material: aluminium
Ø: 4.7 cm L: 6.3 cm H: 10.6 cm



LED Upgrade

LED E27 11.5W 38°
3000K 760lm EEL=A+
12kWh/1000h
Item no. 551933



Variant	Item no.
● black	152200
○ white	152201
● silver-grey	152204

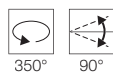
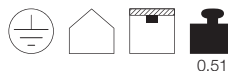
LIGHT EYE QPAR111

Lamp details

GU10 QPAR111 75W max.
optional: LED

Product details

230V ~50Hz
Material: steel
Ø: 15 cm H: 12 cm



Series available in other variants

Light Eye 150 luminaire family, see pages 022-031.

LED Upgrade

LED GU10 17.5W 30°
4000K 870lm EEL=A
18kWh/1000h
Item no. 551664



Variant	Item no.
● chrome	153102



E - A++



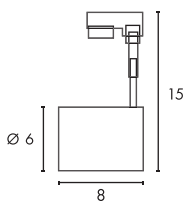
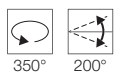
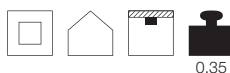
BIMA 1

Lamp details

GU10 QPAR51 50W max.
 Ø: 5 max. L: 5.7 cm max.
 optional: LED

Product details

230V ~50Hz
 Material: aluminium
 Ø: 6 cm L: 8 cm H: 15 cm



LED Upgrade

LED GU10 4.3W 36°
 3000K 355lm EEL=A+
 5kWh/1000h
 Item no. 560143



Variant	Item no.
● matt black	152240
○ matt white	152241
● silver-grey	152242



E - A++



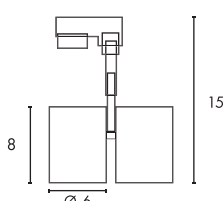
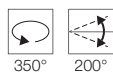
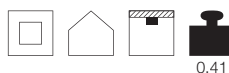
BIMA 2

Lamp details

GU10 QPAR51 2x 50W max.
 Ø: 5 max. L: 5.7 cm max.
 optional: LED

Product details

230V ~50Hz
 Material: aluminium
 Ø: 6 cm L: 8 cm H: 15 cm



LED Upgrade

LED GU10 4.3W 36°
 3000K 355lm EEL=A+
 5kWh/1000h
 Item no. 560143



Variant	Item no.
● matt black	152230
○ matt white	152231
● silver-grey	152232



E - A++



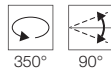
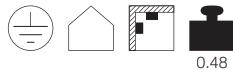
EURO SPOT
QPAR51

Lamp details

GU10 QPAR51 25W max.
optional: LED

Product details

230V ~50Hz
Material: aluminium/glass
Ø: 8 cm L: 12.3 cm H: 17.2 cm



Series available in other variants

Euro Spot QPAR51 luminaire family.

LED Upgrade

LED GU10 4.3W 36°
3000K 355lm EEL=A+
5kWh/1000h
Item no. 560143



Variant	Item no.
● black	153850
○ white	153851
● silver	153854



E - A++



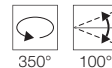
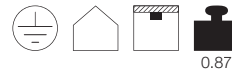
EURO SPOT
QPAR111

Lamp details

GU10 QR111 75W max.
optional: LED

Product details

230V ~50Hz
Material: aluminium
Ø: 12.5 cm L: 16.5 cm H: 24 cm



Series available in other variants

Euro Spot QPAR111 luminaire family.

LED Upgrade

LED GU10 17.5W 30°
4000K 1140lm EEL=A
18kWh/1000h
Item no. 551644



Variant	Item no.
● black	153420
○ white	153421
● silver-grey	153424



A - A+



A - A+



A - A+



EURO SPOT
EVG



EURO SPOT
EVG



EURO SPOT
EVG

Lamp details

G12 HIT-CE 35W

Lamp details

G12 HIT-CE 50W

Lamp details

G12 HIT-CE 70W

Product details

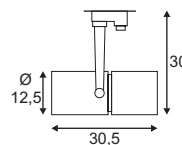
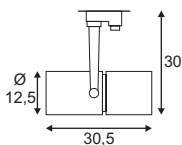
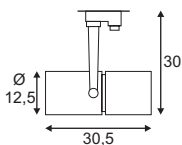
230V ~50Hz
Material: aluminium/glass
Ø: 12.5 cm L: 30.5 cm H: 30 cm

Product details

230V ~50Hz
Material: aluminium/glass
Ø: 12.5 cm L: 30.5 cm H: 30 cm

Product details

230V ~50Hz
Material: aluminium/glass
Ø: 12.5 cm L: 30.5 cm H: 30 cm



Rec. lamp

G12 35W
4200K 3300lm EEL=A
41kWh/1000h
Item no. 507121

Rec. lamp

G12 70W
4200K 6600lm EEL=A
80kWh/1000h
Item no. 507131

Variant	Item no.
15°	
● black	153860
15°	
○ white	153861
15°	
● silver-grey	153864
60°	
● black	153870
60°	
○ white	153871
60°	
● silver-grey	153874

Variant	Item no.
15°	
● black	153830
15°	
○ white	153831
15°	
● silver-grey	153834
60°	
● black	153840
60°	
○ white	153841
60°	
● silver-grey	153844

Variant	Item no.
15°	
● black	153880
15°	
○ white	153881
15°	
● silver-grey	153884
60°	
● black	153890
60°	
○ white	153891
60°	
● silver-grey	153894



A - A++



**EURO SPOT
LED**

Lamp details

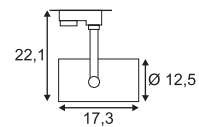
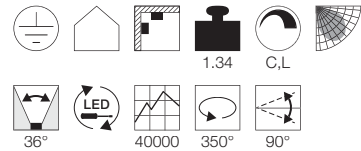


LED 1x 20W 3000K CRI80

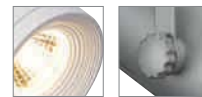


Product details

220-240V ~50/60Hz
 Total consumption: 21W
 Material: aluminium
 Ø: 12.5 cm L: 17.3 cm H: 22.1 cm



Variant	Item no.
1350lm ● black	153810
1350lm ○ white	153811
1350lm ● silver-grey	153814



A - A++



**EURO SPOT
LED**

- Premium LED

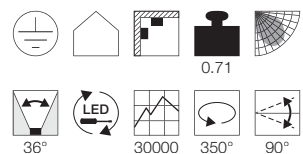
Lamp details



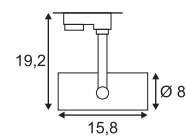
LED 1x 9W 3000K CRI80

Product details

100-240V ~50/60Hz sek. 500mA
 Total consumption: 12W
 Material: aluminium
 Ø: 8 cm L: 15.8 cm H: 19.2 cm



36° 30000 350° 90°



Variant	Item no.
620lm ● black	153800
620lm ○ white	153801
620lm ● silver-grey	153804



E - A++



ALTRA DICE

Lamp details

GU10 QPAR51 50W max.
 Ø: 5 max. L: 5.7 cm max.
 optional: LED

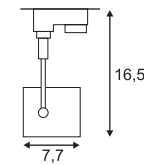
Product details

230V ~50Hz
 Material: aluminium
 L: 7.7 cm W: 7.7 cm H: 16.5 cm



Series available in other variants

Altra Dice luminaire family, see pages 022-031.



LED Upgrade

LED GU10 4.3W 40°
 3000K 245lm EEL=A+
 5kWh/1000h
 Item no. 551253

Variant	Item no.
● black	152320
○ white	152321
● silver-grey/black	152324



D - A+



D - A+



D - A+



TEC 1
QR111



TEC 2
QR111



TEC 4
QR111

Lamp details

G53 QR111 50W max.

Lamp details

G53 QR111 2x 50W max.

Lamp details

G53 QR111 4x 50W max.

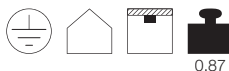
Product details

230V ~50Hz sek. 12V AC
Material: aluminium
L: 14 cm W: 18 cm H: 19.5 cm



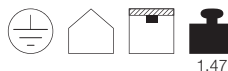
Product details

230V ~50Hz sek. 12V AC
Material: aluminium
L: 14 cm W: 31.5 cm H: 19.5 cm



Product details

230V ~50Hz sek. 12V AC
Material: aluminium
L: 30.5 cm W: 31.5 cm H: 19.5 cm



Series available in other variants

Tec luminaire family.

Series available in other variants

Tec luminaire family.

Series available in other variants

Tec luminaire family.

Rec. lamp

G53 35W 24°
2900K 440lm EEL=B
38kWh/1000h
Item no. 545522



Rec. lamp

G53 35W 24°
2900K 440lm EEL=B
38kWh/1000h
Item no. 545522



Rec. lamp

G53 35W 24°
2900K 440lm EEL=B
38kWh/1000h
Item no. 545522



Variant	Item no.
● silver-grey	153002

Variant	Item no.
● silver-grey	153012

Variant	Item no.
● silver-grey	153022





E - A++



D - A+



A - A++



KALU TRACK
QPAR111



KALU TRACK
QR111



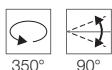
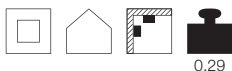
KALU TRACK
LEDDISK

Lamp details

GU10 QPAR111 75W max.
optional: LED

Product details

230V ~50Hz
Material: aluminium/plastic
Ø: 12 cm L: 18 cm



Series available in other variants

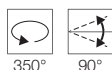
Kalu QPAR111 luminaire family, see pages 022-031.

Lamp details

G53 QR111 50W max.
optional: LED

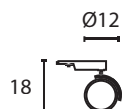
Product details

230V ~50Hz sek. 12V AC
Material: aluminium/plastic
Ø: 12 cm H: 18 cm



Series available in other variants

Kalu QR111 luminaire family, see pages 022-031.



Lamp details

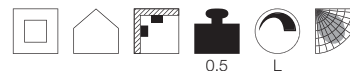


LED 1x 12W 3000K CRI>80



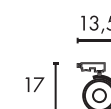
Product details

230V ~50Hz
Total consumption: 12W
Material: aluminium
Ø: 13.5 cm H: 17 cm



Series available in other variants

Kalu LED luminaire family, see pages 022-031.



LED Upgrade

LED GU10 17.5W 30°
2700K 880lm EEL=A
18kWh/1000h
Item no. 551642



LED Upgrade

LED G53 19.5W 30°
2700K 1070lm EEL=A
21kWh/1000h
Item no. 551402



Variant	Item no.
● black	152610
○ white	152611
● silver	152614

Variant	Item no.
● black	153580
○ white	153581
● silver	153584

Variant	Item no.
800lm	
● black	152600
800lm	
○ white	152601
800lm	
● silver	152604





A - A++



NEW



SUPROS 78
LED

- Premium LED
- Replaceable lenses

Lamp details



LED 1x 9W 3000K CRI>80

Product details

220-240V ~50/60Hz sek. 250mA
Total consumption: 12W
Material: aluminium
W: 23.4 cm H: 19.2 cm T: 7.8 cm



Series available in other variants

Supros Mini 750 luminaire family, see pages 022-031.

Rec. accessory	Item no.
Lens 20°	116302
Lens 40°	116304

Variant	Item no.
700lm ● black	152660
700lm ○ white	152661



A - A++



SUPROS
LED

- Other variants on request
- Replaceable reflectors
- For professional use

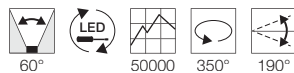
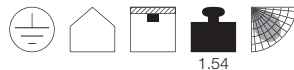
Lamp details



LED 1x 28W 3000K CRI80

Product details

220-240V ~50/60Hz sek. 750mA
Total consumption: 34.8W
Material: aluminium
Ø: 12.7 cm L: 24.5 cm H: 21.5 cm



Series available in other variants

Supros 3000 luminaire family, see pages 022-031.

Note

Other wattages, colour temperatures, higher colour rendering indexes and CrispWhite LED on request.

Rec. accessory	Item no.
Reflector 20°	114102
Reflector 40°	114104

Variant	Item no.
3000K 2100lm ● black	152620
3000K 2100lm ● white	152621
4000K 2100lm ● black	152680
4000K 2100lm ○ white	152681



A - A++



NEW



SUPROS
LED

- Premium LED
- Replaceable reflectors
- For professional use

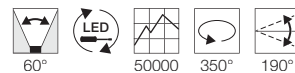
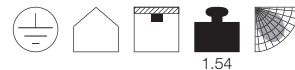
Lamp details



LED 1x 33.5W 3000K CRI>80

Product details

220-240V ~50/60Hz sek. 950mA
Total consumption: 37.5W
Material: aluminium/glass
Ø: 12.7 cm L: 24.5 cm H: 21.5 cm



Series available in other variants

Supros 4000 luminaire family, see pages 022-031.

Rec. accessory	Item no.
Reflector 20°	114102
Reflector 40°	114104

Variant	Item no.
3000K 3150lm ● black	152800
3000K 3150lm ○ white	152801
4000K 3150lm ● black	152810
4000K 3150lm ○ white	152811





A - A++



DEBASTO LED

- Premium LED

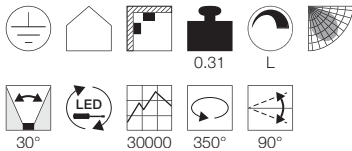
Lamp details

LED 1x 3000K CRI80



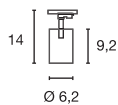
Product details

230V ~50Hz
Total consumption: 8W
Material: aluminium
Ø: 6.2 cm H: 14 cm



Series available in other variants

Debasto luminaire family, see pages 022–031.



Variant	Item no.
360lm ● black	152950
360lm ○ white	152951
360lm ● silver-grey	152954



A - A++



ENOLA_C LED

- Premium LED

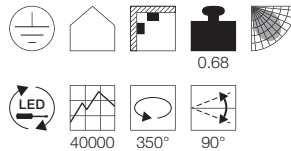
Lamp details

LED 1x 9W 3000K CRI>80



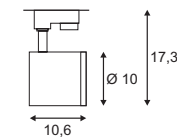
Product details

220-240V ~50/60Hz sek. 500mA
Total consumption: 11.2W
Material: aluminium
Ø: 10 cm L: 10.7 cm H: 17.3 cm




Series available in other variants

Enola_C luminaire family, see pages 022–031.



Rec. accessory	Item no.
● Deco ring/diffuser	152440
○ Deco ring/diffuser	152441
● Deco ring/diffuser	152444

Variant	Item no.
850lm 35° ● black	152420
850lm 35° ○ white	152421
850lm 35° ● silver-grey	152424
850lm 55° ● black	152430
850lm 55° ○ white	152431
850lm 55° ● silver-grey	152434



A - A+



SIGHT 54

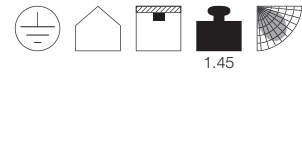
- High output lamp
- For professional use

Lamp details

G5 T16 54W

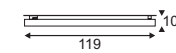
Product details

230V ~50Hz
Total consumption: 60W
Material: aluminium/plastic
L: 119 cm W: 4 cm H: 10 cm



Series available in other variants

Sight luminaire family, see pages 022–031.



Rec. lamp

G5 54W
4000K 5000lm EEL=A+
60kWh/1000h
Item no. 548154

Variant	Item no.
○ white	153511
● silver	153514





A - A+



D-RECTION

- Variable beam angle with interchangeable reflectors

Lamp details

G12 HIT-CE 70W

Product details

230V ~50Hz
 Total consumption: 81W
 Material: aluminium
 L: 26 cm W: 9.5 cm H: 22 cm



Note

deco ring

Rec. accessory

Reflector	Item no.
Reflector	153741
Reflector	153742
Reflector	153743
Reflector	153746

Rec. lamp

GU6.5 35W
 4200K 3400lm EEL=A
 43kWh/1000h
Item no. 507031

Variant

Variant	Item no.
● black	153730
○ white	153731
● silver-grey	153734



A - A++



NEW

SPOT T
LED

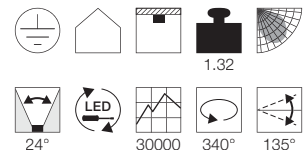
Lamp details

LED INSIDE

LED 1x 34W 3000K CRI>90

Product details

120-240V~50/60Hz sek. 900mA
 Total consumption: 38W
 Material: aluminium/plastic
 L: 22 cm W: 10.4 cm H: 21.9 cm



24°

LED

30000

340°

135°

Variant	Item no.
2560lm ● black	153250
2560lm ○ white	153251





A - A+



A - A+



A - A++



SDL PRO 70



SDL PRO 150



PROFUNO LED

• Premium LED

Lamp details

RX7s HIT-DE 70W

Lamp details

RX7s HIT-DE 150W

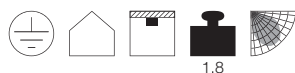
Lamp details

LED 1x 17W 3000K CRI80



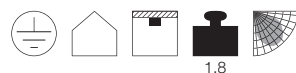
Product details

230V ~50Hz
Total consumption: 89W
Material: aluminium
L: 30 cm W: 27 cm H: 8 cm



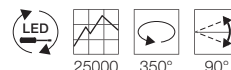
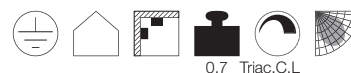
Product details

230V ~50Hz
Total consumption: 170W
Material: aluminium
L: 30 cm W: 27 cm H: 8 cm



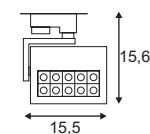
Product details

220-240V ~50/60Hz sek. 500mA
Total consumption: 18W
Material: aluminium
L: 15.5 cm W: 3.2 cm H: 15.6 cm



Series available in other variants

Profuno luminaire family.



Rec. lamp

RX7s 70W
4200K 6500lm EEI=A
86kWh/1000h
Item no. 509071

Variant	Item no.
○ white	153621
● silver-grey	153624

Rec. lamp

RX7s 150W
4200K 12500lm EEI=A
165kWh/1000h
Item no. 509151

Variant	Item no.
○ white	153631
● silver-grey	153634

Variant	Item no.
1020lm 30° ● black	152540
1020lm 30° ○ white	152541
1020lm 30° ● silver-grey	152544
960lm 60° ● black	152550
960lm 60° ○ white	152551
960lm 60° ● silver-grey	152554



A - A++



**EURO CUBE
LED**

- Premium LED
- 3 beam angles available
- High colour rendering

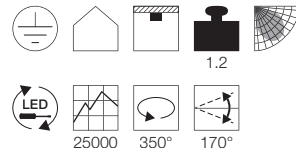
Lamp details



LED 1x 28.5W 3000K CRI90

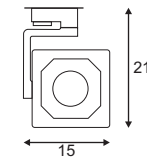
Product details

220-240V ~50/60Hz
 Total consumption: 28.5W
 Material: aluminium
 L: 15 cm H: 21 cm



1.2

25000 350° 170°



Variant	Item no.
2150lm 30° ● black	152740
2150lm 30° ○ white	152741
2150lm 30° ● silver-grey	152744
2100lm 60° ● black	152750
2100lm 60° ○ white	152751
2100lm 60° ● silver-grey	152754
1950lm 90° ● black	152760
1950lm 90° ○ white	152761
1950lm 90° ● silver-grey	152764



A - A++



EURO CUBE LED

- Premium LED
- 3 beam angles available
- High colour rendering

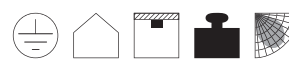
Lamp details



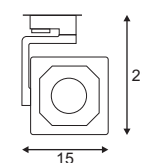
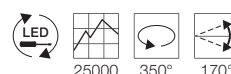
LED 1x 28.5W 4000K CRI90

Product details

220-240V ~50/60Hz
 Total consumption: 28.5W
 Material: aluminium
 L: 15 cm H: 21 cm



1.2



Variant	Item no.
2200lm 30° ● black	152770
2200lm 30° ○ white	152771
2200lm 30° ● silver-grey	152774
2150lm 60° ● black	152780
2150lm 60° ○ white	152781
2150lm 60° ● silver-grey	152784
2050lm 90° ● black	152790
2050lm 90° ○ white	152791
2050lm 90° ● silver-grey	152794





A - A++



BILAS LED

- Design: Vincent de Smedt
- High-voltage LED

Lamp details

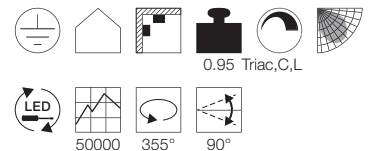


LED 1x 15W 2700K CRI80



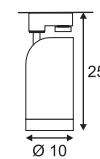
Product details

230V ~50/60Hz
 Total consumption: 16W
 Material: aluminium/glass
 Ø: 10 cm H: 25 cm



Series available in other variants

Bilas luminaire family, see pages 022-031.



Variant	Item no.
1000lm 60° ● matt black	152980
1000lm 60° ○ matt white	152981
1000lm 25° ● matt black	152990
1000lm 25° ○ matt white	152991





A - A++



A - A++



A - A++



STRUCTEC
LED



STRUCTEC
LED



STRUCTEC
LED

• High colour rendering property R9

Lamp details

LED 1x 24W 3000K CRI90

Lamp details

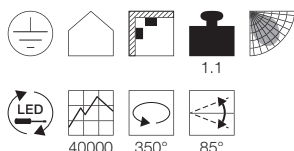
LED 1x 31W 4000K CRI90

Lamp details

LED 1x 31W 3000K CRI>90

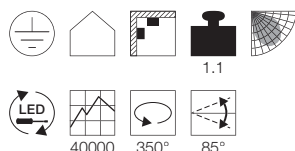
Product details

220-240V ~50/60Hz sek. 700mA
Total consumption: 29W
Material: aluminium
Ø: 9 cm L: 18 cm H: 16.5 cm



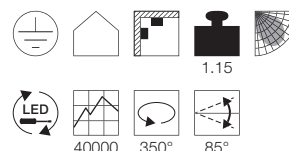
Product details

120-240V~50/60Hz sek. 900mA
Total consumption: 36W
Material: aluminium
Ø: 9 cm L: 18 cm H: 16.5 cm



Product details

120-240V~50/60Hz sek. 900mA
Total consumption: 36W
Material: aluminium
Ø: 9 cm L: 18 cm H: 16.5 cm



Variant	Item no.
3000K 2220lm 36° ● black	176000
3000K 2220lm 36° ○ white	176001
3000K 2220lm 36° ● silver	176004
3000K 2360lm 60° ● black	176010
3000K 2360lm 60° ○ white	176011
3000K 2360lm 60° ● silver	176014
4000K 2550lm 36° ● black	176020
4000K 2520lm 36° ○ white	176021
4000K 2520lm 36° ● silver	176024
4000K 2555lm 60° ● black	176030
4000K 2555lm 60° ○ white	176031
4000K 2555lm 60° ● silver	176034

Variant	Item no.
3000K 2670lm 36° ● black	176040
3000K 2670lm 36° ○ white	176041
3000K 2670lm 36° ● silver	176044
3000K 2920lm 60° ● black	176050
3000K 2920lm 60° ○ white	176051
3000K 2920lm 60° ● silver	176054
4000K 3190lm 36° ● black	176060
4000K 3190lm 36° ○ white	176061
4000K 3190lm 36° ● silver	176064
4000K 3270lm 60° ● black	176070
4000K 3270lm 60° ○ white	176071
4000K 3270lm 60° ● silver	176074

Variant	Item no.
2460lm 36° ● black	176080
2460lm 36° ○ white	176081
2460lm 36° ● silver	176084
2460lm 60° ● black	176090
2460lm 60° ○ white	176091
2460lm 60° ● silver	176094



A - A++



LYNAH
LED

Lamp details

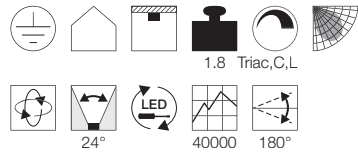


LED 2x 10W 3000K CRI80



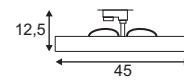
Product details

220-240V ~50/60Hz
Total consumption: 21W
Material: aluminium
L: 45 cm W: 16.2 cm H: 12.5 cm



Series available in other variants

Lynah luminaire family, see pages 022-031.



Variant	Item no.
1320lm ● matt black	152580
1320lm ○ matt white	152581



A - A++



NEW



DANCER LED

- Higher luminous flux
- Premium LED

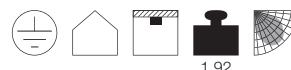
Lamp details



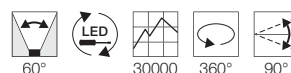
LED 1x 48W 3000K CRI>90

Product details

Total consumption: 50W
 Material: aluminium/glass
 Ø: 13.2 cm L: 34 cm H: 26 cm



1.92



Note

60° reflector incl.

Rec. accessory	Item no.
Reflector 15°	152940
Reflector 60°	152941
Reflector 40°	152943

Variant	Item no.
3000K 3800lm ● black	152920
4000K 4300lm ● black	152930
3000K 3800lm ● silver-grey/black	152924
4000K 4300lm ● silver-grey/black	152934

Coming soon: January 2017



E - A++



NEW

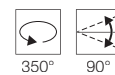
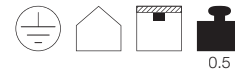
PHELIA

Lamp details

GU10 QPAR51 35W max.
 Ø: 5 max. L: 10.5 cm max.
 optional: LED

Product details

230V ~50/60Hz
 Material: aluminium/steel
 Ø: 10.5 cm L: 20 cm H: 19.5 cm



Series available in other variants

PHELIA luminaire family, see pages 022–031.

LED Upgrade

LED GU10 6.5W 36°
 3000K 520lm EEL=A+
 7kWh/1000h
 Item no. 551273

Variant	Item no.
● black	152630



E - A++



PARA CONE 14

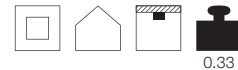
- Warm light thanks to the gold reflector

Lamp details

GU10 QPAR51 35W max.
optional: LED

Product details

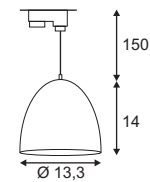
230V ~50Hz
Material: steel
Ø: 13.3 cm H: 14 cm



0.33



150



LED Upgrade

LED GU10 4.3W 40°
2700K 355lm EEL=A+
5kWh/1000h
Item no. 560142



Variant	Item no.
● black gloss	153140
● white gloss	153141



E - A++



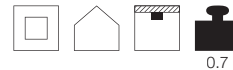
LIGHT EYE
QPAR111

Lamp details

GU10 QPAR111 75W max.
optional: LED

Product details

230V ~50Hz
Material: steel
Ø: 15 cm H: 12 cm



0.7



150

Series available in other variants

Light Eye 150 luminaire family, see pages 022-031.

LED Upgrade

LED GU10 17.5W 30°
2700K 880lm EEL=A
18kWh/1000h
Item no. 551642



Variant	Item no.
● chrome	153112



E - A++



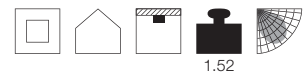
FORCHINI M

Lamp details

E27 A60 24W max.
 Ø: 6.8 max. L: 15.2 cm max.
 optional: LED TC(...)SE QA60

Product details

230V ~50Hz
 Material: steel/aluminium
 Ø: 40 cm H: 20 cm



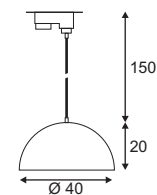
1.52



150

Series available in other variants

Forchini luminaire family.



LED Upgrade

LED E27 9.5W
 2700K 806lm EEL=A+
 10kWh/1000h
 Item no. 560161



Variant	Item no.
● black/gold	153130
● white/gold	153131

Track



S-TRACK, 3-phase surface mounted track, 1 m



S-TRACK, 3-phase surface mounted track, 1 m



S-TRACK, 3-phase surface mounted track, 1 m

Prim. voltage	220-250V ~50Hz	220-250V ~50Hz	220-250V ~50Hz
Max. perm. current	16A	16A	16A
Material	aluminium/plastic	aluminium/plastic	aluminium/plastic
Col.	black	white	silver
L	99.5cm	99.5cm	99.5cm
W	3.55cm	3.55cm	3.55cm
H	3.6cm	3.6cm	3.6cm
Weight	0.9kg	0.9kg	0.9kg
Item no.	175010	175011	175014



Track



S-TRACK, 3-phase surface mounted track, 2 m




S-TRACK, 3-phase surface mounted track, 2 m



S-TRACK, 3-phase surface mounted track, 2 m

Prim. voltage	220-250V ~50Hz	220-250V ~50Hz	220-250V ~50Hz
Max. perm. current	16A	16A	16A
Material	aluminium/plastic	aluminium/plastic	aluminium/plastic
Col.	black	white	silver
L	199.5cm	199.5cm	199.5cm
W	3.55cm	3.55cm	3.55cm
H	3.6cm	3.6cm	3.6cm
Weight	1.8kg	1.8kg	1.8kg
Item no.	175020	175021	175024



Track



S-TRACK, 3-phase surface mounted track, 3 m




S-TRACK, 3-phase surface mounted track, 3 m



S-TRACK, 3-phase surface mounted track, 3 m

Prim. voltage	220-250V ~50Hz	220-250V ~50Hz	220-250V ~50Hz
Max. perm. current	16A	16A	16A
Material	aluminium/plastic	aluminium/plastic	aluminium/plastic
Col.	black	white	silver
L	299.5cm	299.5cm	299.5cm
W	3.55cm	3.55cm	3.55cm
H	3.6cm	3.6cm	3.6cm
Weight	2.7kg	2.7kg	2.7kg
Item no.	175030	175031	175034



3-PHASE SURFACE MOUNTED TRACK ACCESSORIES

Hook

plastic/steel
 Ø: 2.56 cm H: 5.2 cm



Variant	Item no.
● 1 pce.	175190
○ 1 pce.	175191
● 1 pce.	175194

Long connector

16A max.
 plastic/aluminium
 L: 9.93 cm W: 3.52 cm H: 3.25 cm
 With feed-in capability.



Variant	Item no.
● 1 pce.	175090
○ 1 pce.	175091
● 1 pce.	175094

Insulating connector

plastic
 L: 6.8 cm W: 3.1 cm H: 2.6 cm



Variant	Item no.
● 1 pce.	175080
○ 1 pce.	175081
● 1 pce.	175084

3-phase adapter

16A max.
 plastic/aluminium
 L: 8.4 cm W: 5.5 cm H: 3.3 cm



Variant	Item no.
● 1 pce.	175200
○ 1 pce.	175201
● 1 pce.	175204

Long connector

16A max.
 plastic/aluminium
 L: 6.8 cm W: 2.45 cm H: 2.6 cm



Variant	Item no.
● 1 pce.	175070
○ 1 pce.	175071
● 1 pce.	175074

Flexible connector

16A max.
 plastic/aluminium
 L: 16.15 cm W: 3.5 cm H: 3.25 cm



Variant	Item no.
● 1 pce.	175100
○ 1 pce.	175101
● 1 pce.	175104

Mechanical adapter

plastic/aluminium
 L: 6.6 cm W: 6.6 cm H: 3.1 cm



Variant	Item no.
● 1 pce.	175210
○ 1 pce.	175211
● 1 pce.	175214

L-connector

16A max.
 plastic/aluminium
 L: 6.74 cm W: 6.74 cm H: 3.25 cm
 Earth electrode, left-hand side, with
 feed-in capability.



Variant	Item no.
● 1 pce.	175110
○ 1 pce.	175111
● 1 pce.	175114
● 1 pce.	175120
○ 1 pce.	175121
● 1 pce.	175124

Coupling joint connector

aluminium
 L: 18.2 cm W: 3.25 cm H: 2.05 cm



Variant	Item no.
● 1 pce.	175180
○ 1 pce.	175181
● 1 pce.	175184

Feed-in

16A max.
 plastic/aluminium
 L: 6.5 cm W: 3.52 cm H: 3.25 cm
 Earth electrode, left-hand side.



Variant	Item no.
● 1 pce.	175040
○ 1 pce.	175041
● 1 pce.	175044

X-connector

16A max.
 plastic/aluminium
 L: 9.95 cm W: 9.95 cm H: 3.25 cm
 2 power circuits.



Variant	Item no.
● 1 pce.	175150
○ 1 pce.	175151
● 1 pce.	175154

Wire cable suspension

plastic/aluminium/steel
 L: 500 cm W: 6 cm H: 4 cm



Variant	Item no.
● 1 pce.	175170
○ 1 pce.	175171
● 1 pce.	175174

Feed-in

16A max.
 plastic/aluminium
 L: 6.5 cm W: 3.52 cm H: 3.25 cm
 Earth electrode, right-hand side



Variant	Item no.
● 1 pce.	175050
○ 1 pce.	175051
● 1 pce.	175054

T-connector

16A max.
 plastic/aluminium
 L: 9.95 cm W: 6.74 cm H: 3.25 cm
 Earth electrode, left-hand side, with
 feed-in capability.



Variant	Item no.
● 1 pce.	175130
○ 1 pce.	175131
● 1 pce.	175134

T-connector

16A max.
 plastic/aluminium
 L: 9.95 cm W: 6.74 cm H: 3.25 cm
 Earth electrode, right-hand side with
 feed-in capability



Variant	Item no.
● 1 pce.	175140
○ 1 pce.	175141
● 1 pce.	175144

Pendant suspension

plastic/aluminium
 L: 6 cm W: 6 cm H: 4 cm




Variant	Item no.
● 1 pce.	175160
○ 1 pce.	175161
● 1 pce.	175164

End cap

plastic
 L: 3.5 cm W: 3.25 cm H: 3.15 cm



Variant	Item no.
● 2 pcs.	175060
○ 2 pcs.	175061
● 2 pcs.	175064





Track	 EUTRAC® 3-phase surface mounted track, 1m	 EUTRAC® 3-phase surface mounted track, 1m	 EUTRAC® 3-phase surface mounted track, 1m
			
Prim. voltage	230V ~50Hz	230V ~50Hz	230V ~50Hz
Max. perm. current	16A	16A	16A
Material	aluminium/plastic	aluminium/plastic	aluminium/plastic
Col.	black	white	silver anodised
L	100cm	100cm	100cm
W	3.6cm	3.6cm	3.6cm
H	3.2cm	3.2cm	3.2cm
Weight	1kg	1kg	1kg
Item no.	145100	145101	145102

Track	 EUTRAC® 3-phase surface mounted track, 2m	 EUTRAC® 3-phase surface mounted track, 2m	 EUTRAC® 3-phase surface mounted track, 2m
			
Prim. voltage	230V ~50Hz	230V ~50Hz	230V ~50Hz
Max. perm. current	16A	16A	16A
Material	aluminium/plastic	aluminium/plastic	aluminium/plastic
Col.	black	white	silver anodised
L	200cm	200cm	200cm
W	3.6cm	3.6cm	3.6cm
H	3.2cm	3.2cm	3.2cm
Weight	2kg	2kg	2kg
Item no.	145200	145201	145202

Track	 EUTRAC® 3-phase surface mounted track, 3m	 EUTRAC® 3-phase surface mounted track, 3m	 EUTRAC® 3-phase surface mounted track, 3m
			
Prim. voltage	230V ~50Hz	230V ~50Hz	230V ~50Hz
Max. perm. current	16A	16A	16A
Material	aluminium/plastic	aluminium/plastic	aluminium/plastic
Col.	black	white	silver anodised
L	300cm	300cm	300cm
W	3.6cm	3.6cm	3.6cm
H	3.2cm	3.2cm	3.2cm
Weight	3kg	3kg	3kg
Item no.	145300	145301	145302



3-PHASE SURFACE MOUNTED TRACK ACCESSORIES

Feed-in

230V ~50Hz
16A max.
plastic
L: 11.2 cm W: 3.6 cm H: 3.2 cm
Earth electrode, left-hand side.



Variant	Item no.
● 1 pce.	145510
○ 1 pce.	145511
● 1 pce.	145514

Feed-in

230V ~50Hz
16A max.
plastic
L: 11.2 cm W: 3.6 cm H: 3.2 cm
Earth electrode, right-hand side



Variant	Item no.
● 1 pce.	145520
○ 1 pce.	145521
● 1 pce.	145524

Centre feed-in

230V ~50Hz
16A max.
plastic
L: 13 cm W: 3.6 cm H: 3.6 cm



Variant	Item no.
● 1 pce.	145530
○ 1 pce.	145531
● 1 pce.	145534

Long connector

230V ~50Hz
16A max.
plastic
L: 5.8 cm W: 1.5 cm H: 2.6 cm



Variant	Item no.
● 1 pce.	145560
○ 1 pce.	145561
● 1 pce.	145564

Long connector

230V ~50Hz 16A max.
plastic
L: 26 cm W: 3.6 cm H: 3.2 cm
With feed-in capability.



Variant	Item no.
● 1 pce.	145660
○ 1 pce.	145661
● 1 pce.	145664

3-PHASE SURFACE MOUNTED TRACK ACCESSORIES

T-connector

230V ~50Hz 16A max.
plastic
L: 26 cm W: 18.5 cm H: 3.2 cm
Earth electrode, left-hand side, with feed-in capability.



Variant	Item no.
● 1 pce.	145630
○ 1 pce.	145631
● 1 pce.	145634

Coupling joint connector

aluminium
L: 10 cm W: 3.6 cm H: 1.9 cm



Variant	Item no.
● 1 pce.	145600
○ 1 pce.	145601
● 1 pce.	145604

Pendant suspension 120 cm

plastic/steel
Ø: 7 cm L: 120 cm H: 122 cm



Variant	Item no.
● 1 pce.	145710
○ 1 pce.	145711
● 1 pce.	145714

T-connector

230V ~50Hz
16A max.
plastic
L: 26 cm W: 18.5 cm H: 3.2 cm
Earth electrode, right-hand side, with feed-in capability



Variant	Item no.
● 1 pce.	145640
○ 1 pce.	145641
● 1 pce.	145644

Flex connector

230V ~50Hz
16A max.
plastic
L: 22 cm W: 3.6 cm H: 3.2 cm



Variant	Item no.
● 1 pce.	145580
○ 1 pce.	145581
● 1 pce.	145584

Pendant suspension 60 cm

plastic/steel
Ø: 7 cm L: 60 cm H: 63.5 cm



Variant	Item no.
● 1 pce.	145720
○ 1 pce.	145721
● 1 pce.	145724

L-connector

230V ~50Hz
16A max.
plastic
L: 15 cm W: 15 cm H: 3.2 cm
External earth electrode with feed-in capability



Variant	Item no.
● 1 pce.	145670
○ 1 pce.	145671
● 1 pce.	145674

Socket

230V ~50Hz
16A max.
plastic
L: 9.6 cm W: 6.5 cm H: 9 cm



Variant	Item no.
● 1 pce.	145700
○ 1 pce.	145701

Swinging clip

aluminium
L: 5 cm W: 3.6 cm H: 1.9 cm



Variant	Item no.
● 1 pce.	145730
○ 1 pce.	145731
● 1 pce.	145734

L-connector

230V ~50Hz
16A max.
plastic
L: 15 cm W: 15 cm H: 3.2 cm
Inner earth electrode with feed-in capability



Variant	Item no.
● 1 pce.	145680
○ 1 pce.	145681
● 1 pce.	145684

Point outlet

230V ~50Hz
16A max.
plastic
Ø: 11.9 cm H: 3.1 cm



Variant	Item no.
● 1 pce.	145830
○ 1 pce.	145831
● 1 pce.	145834

Wire cable suspension

aluminium/steel



Variant	Item no.
● 1 pce. 150 cm	145800
● 1 pce. 300 cm	145810
● 1 pce. 620 cm	145820

X-connector

230V ~50Hz
16A max.
plastic
L: 26 cm W: 26 cm H: 3.2 cm
2 power circuits.



Variant	Item no.
● 1 pce.	145690
○ 1 pce.	145691
● 1 pce.	145694

End cap

plastic
L: 3.6 cm W: 1.7 cm H: 3.2 cm



Variant	Item no.
● 2 pcs.	145590
○ 2 pcs.	145591
● 2 pcs.	145594



Recessed track



EUTRAC®
3-phase recessed track, 2m



EUTRAC®
3-phase recessed track, 3m

	 EUTRAC® 3-phase recessed track, 2m	 EUTRAC® 3-phase recessed track, 3m
Prim. voltage	230V ~50Hz	230V ~50Hz
Max. perm. current	16A	16A
Material	aluminium/plastic	aluminium/plastic
Col.	white	white
L	200cm	300cm
W	5.9cm	5.9cm
H	4.1cm	4.1cm
Inst. W	4cm	4cm
Weight	2.6kg	3.9kg
Item no.	145211	145311



3-PHASE RECESSED TRACK ACCESSORIES

Feed-in

230V ~50Hz
16A max.
plastic
L: 12.2 cm W: 6 cm H: 3.4 cm
Earth electrode, left-hand side.



0.1

Variant **Item no.**

1 pce. **145541**

L-connector

230V ~50Hz
16A max.
plastic
L: 16 cm W: 16 cm H: 3.2 cm
External earth electrode with feed-in capability



0.24

Variant **Item no.**

1 pce. **145761**

Spring clip

steel
L: 2 cm W: 1 cm H: 2.5 cm



Variant **Item no.**

6 Stk. **145551**

Feed-in

230V ~50Hz
16A max.
plastic
Earth electrode, right-hand side



0.1

Variant **Item no.**

1 pce. **145771**

End cap

plastic/steel
L: 2.7 cm W: 6 cm H: 3.2 cm



Variant **Item no.**

2 pcs. **145621**

L-connector

230V ~50Hz
16A max.
plastic
L: 11.5 cm W: 16 cm H: 0.2 cm
Inner earth electrode with feed-in capability



0.24

Variant **Item no.**

1 pce. **145751**

Long connector

230V ~50Hz
16A max.
steel/plastic
L: 6.2 cm W: 2.5 cm H: 2.7 cm















Variant **Item no.**

1 pce. **145571**

TRACK SYSTEMS.

A 240V track system gives you the highest amount of flexibility; it can be used as background and scene lighting when in a combination. Once installed, luminaires can be added to it as you wish. This free positioning allows you to implement elaborate lighting concepts using many luminaires in the simplest possible way. Different types of luminaires can be added to a track without any problems – you decide if you want pendants or spots. Use our 240V track system to light angled spaces with few power connections.

For large rooms and long hallways with few power connections, 240V track systems are an elegant way to implement your lighting concepts. Numerous luminaires can be fitted to the corresponding track, this means that even the longest bar, hallway or dining table can be precisely illuminated with just one power connection. Once installed, you can select from modern pendant lamps from our SLV product range for the track or the cable system. There is a suitable low-voltage track system for display cases, it is even available as a magnetic track.

Product range	SURFACE MOUNTED TRACK EUTRAC®	SURFACE MOUNTED TRACK S-TRACK	SURFACE MOUNTED TRACK	SURFACE MOUNTED TRACK EASYTEC®	CABINET TRACK	MAGNETIC TRACK
	3-phase track system	3-phase track system	1-phase track system	240V track system	Low-voltage track system	Low-voltage track system
						
		 NEW				
240V	●	●	●	●	–	–
Low voltage	–	–	–	–	●	●
Ceiling installation	●	●	●	●	–	–
Wall installation	●	●	●	–	●	●
Surface installation	●	●	●	●	●	●
Recessed installation	●	–	●	–	–	–
Furniture installation	–	–	–	–	●	●
Colours	black, white, silver-grey	black, white, silver-grey	black, white, silver-grey	black, white, silver-grey	chrome	black
Short description	The classic track with three separately switchable power circuits for surface and recessed installation.	The classic track with three separately switchable power circuits for surface installation.	The flat track for surface and recessed installation.	The elegant, flexible track system.	The practical display cabinet track. Installation using clips or with adhesive.	The ideal track to magnetically attach various luminaires.







You can find further products on the pages in the following chapters.



SPOTS FOR TRACK SYSTEMS.

The range of spots for track systems covers a wide range of application areas. From single spots with first-class LED technology and an exclusive design, up to complete ranges of spotlights for professional use. The spots are also ideal to replace power-hungry, conventional lighting systems

thanks to their very high luminous flux. Many variants are dimmable and tiltable and are available as wall, ceiling, track and recessed spots. They come in the classical colours and with a very convincing price/performance ratio.

Product range	DANCER	SUPROS	EUROSPOT	EURO CUBE	STRUCTEC	BILAS
						
						
For 3-phase track	•	•	•	•	•	•
For 1-phase track	-	•	•	-	•	•
Product variants	-	Ceiling light Recess ceiling light Wall light Pendant	-	-	-	Ceiling light Recess ceiling light Wall light Pendant
LED (integrated)	•	•	•	•	-	•
Retrofit lamps suitable	-	-	•	-	-	-
Col. light (only w. LED)	3000K, 4000K	3000K, 4000K	2700K, 3000K, 4000K	3000K, 4000K	3000K, 4000K	2700K
Lumen (only w. LED)	4300lm	700lm - 3150lm	610lm - 1350lm	1950lm - 2200lm	2220lm - 3400lm	1000lm - 3000lm
Beam angle (only w. LED)	15°, 40°, 60°	20°, 40°, 60°	15°, 24°, 36°, 60°	30°, 60°, 90°	36°, 60°	25°, 60°
CRI	>90	>80	>80	>90	>80	>80
Housing colour	black/black, black/silver-grey	black, white	black, white, silver-grey	black, white, sil- ver-grey	black, white, sil- ver-grey	matt black, matt white
Short description	The high-tech spot with extremely high luminous flux.	The elegant all-rounder, ideal for projects.	A classic in many versions.	The shop spot with excellent colour rendering.	The compact track spot.	The designer spot – makes a statement for an up-scale ambience.

You can find further products on the pages in the following chapters.



SPOT - ROUND SHAPE



SPOT - RECTANGULAR SHAPE



SPOT - TWIN-BEAM



PENDANT



SETS



ACCESSORIES







E - A++



1-PHASE 240V
set, LED

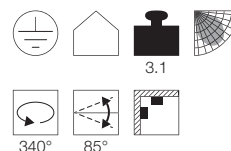
- Complete set, no additional accessories required

Lamp details

GU10 LED GU10 51mm 3x 4.3W

Product details

230V ~50Hz
Material: aluminium



Series available in other variants

Puri luminaire family, see pages 022–031.

Note

2 x 1m 240V track [143011/-2], 1 x long connector [143101/-2], 1 x 2 end caps [143131/-2], 3 x PURI lamp heads [143391/-2], 3 x LED GU10 lamps [551252], 3 x deco rings for GU10



LED upgrade included

LED GU10 4.3W 40°
2700K 245lm EEL=A+
5kWh/1000h

Variant	Item no.
● black	143190
○ white	143191
● silver-grey	143194



E - A++



NEW



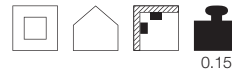
AVO

Lamp details

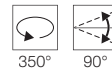
GU10 QPAR51 50W max.
 Ø: 5 cm max.
 optional: LED

Product details

230V ~50/60Hz
 Material: steel
 L: 13 cm W: 6.2 cm H: 8 cm

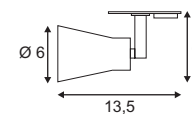


0.15



Series available in other variants

Avo luminaire family



LED Upgrade

LED GU10 4.3W 40°
 2700K 245lm EEL=A+
 5kWh/1000h
 Item no. 551252

Variant	Item no.
● black	144200
○ white	144201
● silver-grey	144204



E - A++



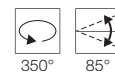
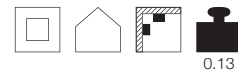
PURI
QPAR51

Lamp details

GU10 QPAR51 50W max.
optional: LED

Product details

230V ~50Hz
Material: aluminium/plastic PC
Ø: 3.6 cm L: 8.3 cm H: 7.4 cm



Series available in other variants

Puri luminaire family

LED Upgrade

LED GU10 4.3W 40°
3000K 245lm EEL=A+
5kWh/1000h
Item no. 551253

Variant	Item no.
● matt black	143390
○ white	143391
● silver-grey	143392



E - A++



PURIA

Lamp details

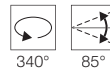
GU10 QPAR51 50W max.
optional: LED

Product details

230V ~50Hz
Material: aluminium/frosted glass
Ø: 6.4 cm L: 12.5 cm H: 10.9 cm



0.18



340°

85°

LED Upgrade

LED GU10 4.3W 40°
3000K 245lm EEL=A+
5kWh/1000h
Item no. 551253

Variant	Item no.
● matt black	143450
○ white	143451
● silver-grey	143454



E - A++



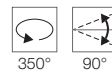
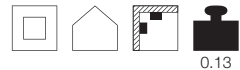
AERO
QPAR51

Lamp details

GU10 QPAR51 50W max.
optional: LED

Product details

230V ~50Hz
Material: aluminium/plastic
L: 7 cm W: 7 cm H: 11 cm



Series available in other variants

Aero luminaire family

LED Upgrade

LED GU10 4.3W 40°
3000K 245lm EEL=A+
5kWh/1000h
Item no. 551253

Variant	Item no.
○ white	143301
● silver-grey	143307



E - A++



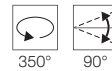
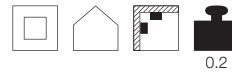
LIGHT EYE
QPAR51

Lamp details

GU10 QPAR51 50W max.
optional: LED

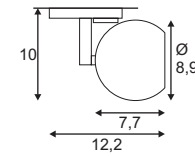
Product details

230V ~50/60Hz
Material: steel
Ø: 8.9 cm L: 12.2 cm H: 10 cm



Series available in other variants

Light Eye 90 luminaire family, see pages 022-031.



Rec. accessory	Item no.
● Deco ring Ø 5.7	151040
○ Deco ring Ø 5.7	151041
● Deco ring Ø 5.7	151049

LED Upgrade

LED GU10 4.3W 40°
3000K 245lm EEL=A+
5kWh/1000h
Item no. 551253

Variant	Item no.
● black/chrome	144010
○ white/chrome	144011
● brass	144013
● fern-green RAL6025	144015
● copper	144019



E - A++



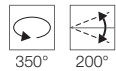
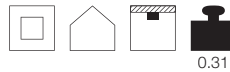
BIMA 1

Lamp details

GU10 QPAR51 50W max.
optional: LED

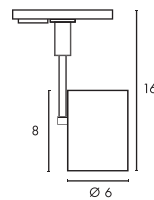
Product details

230V ~50Hz
Material: aluminium
H: 16 cm L: 8 cm Ø: 6 cm



Series available in other variants

Bima luminaire family



LED Upgrade

LED GU10 4.3W 40°
3000K 245lm EEL=A+
5kWh/1000h
Item no. 551253

Variant	Item no.
● matt black	143440
○ matt white	143441
● silver-grey	143442



E - A++



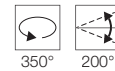
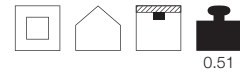
BIMA 2

Lamp details

GU10 QPAR51 2x 50W max.
optional: LED

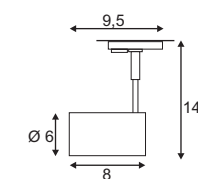
Product details

230V ~50Hz
Material: aluminium
H: 14 cm L: 8 cm Ø: 6 cm



Series available in other variants


Bima luminaire family



LED Upgrade

LED GU10 4.3W 40°
3000K 245lm EEL=A+
5kWh/1000h
Item no. 551253

Variant	Item no.
● matt black	143430
○ matt white	143431
● silver-grey	143432



E - A++



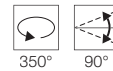
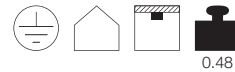
O SPOT
QPAR51

Lamp details

GU10 QPAR51 25W max.
optional: LED

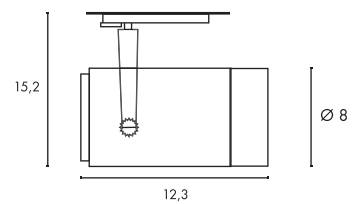
Product details

230V ~50Hz
Material: aluminium/glass
Ø: 8 cm L: 12.3 cm H: 15.2 cm



Series available in other variants

Euro Spot QPAR51 luminaire family



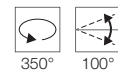
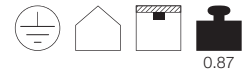
LED Upgrade

LED GU10 4.3W 40°
3000K 245lm EEL=A+
5kWh/1000h
Item no. 551253

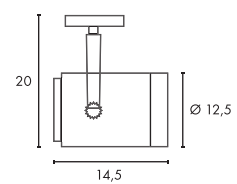
Variant	Item no.
○ white	143811
● silver-grey	143814



E - A++

O SPOT
QPAR111**Lamp details**GU10 QPAR111 75W max.
optional: LED**Product details**230V ~50Hz
Material: aluminium
L: 14.5 cm H: 20 cm Ø: 12.5 cm**Series available in other variants**

Euro Spot QPAR111 luminaire family

**LED Upgrade**LED GU10 15.5W 30°
2700K 680lm EEL=A
16kWh/1000h
Item no. 570672

Variant	Item no.
○ white	143801
● silver-grey	143804





E - A++



D - A+



D - A+



ALTRA DICE
QPAR51

TEC 1
QR111

TEC 2
QR111

Lamp details

GU10 QPAR51 50W max.
Ø: 5 max, L: 5.7 cm max.
optional: LED

Lamp details

G53 QR111 50W max.
optional: LED

Lamp details

G53 QR111 2x 50W max.
optional: LED

Product details

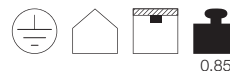
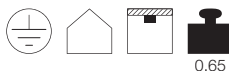
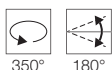
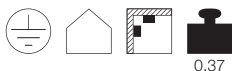
230V ~50Hz
Material: aluminium
L: 7.7 cm H: 14.7 cm

Product details

230V ~50Hz sec. 12V AC
Material: aluminium
L: 14 cm W: 18 cm H: 16 cm

Product details

230V ~50Hz sec. 12V AC
Material: aluminium
L: 14 cm W: 31.5 cm H: 16 cm



Series available in other variants

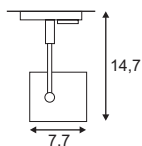
Altra Dice luminaire family, see pages 022–031.

Series available in other variants

Tec luminaire family, see pages 022–031.

Series available in other variants

Tec luminaire family, see pages 022–031.



LED Upgrade

LED GU10 4.3W 40°
3000K 245lm EEL=A+
5kWh/1000h
Item no. 551253

Variant	Item no.
● black	143350
○ white	143351
● silver-grey/black	143354

LED Upgrade

LED G53 11W 24°
3000K 580lm EEL=A
13kWh/1000h
Item no. 560263



Variant	Item no.
● silver-grey	143512

LED Upgrade

LED G53 11W 24°
3000K 580lm EEL=A
13kWh/1000h
Item no. 560263



Variant	Item no.
● silver-grey	143522





E - A++



D - A+



A - A++



KALU TRACK
QPAR111



KALU TRACK
QR111



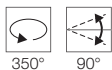
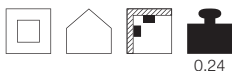
KALU TRACK

Lamp details

GU10 QPAR111 75W max.
optional: LED

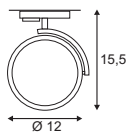
Product details

230V ~50Hz
Material: aluminium/plastic
Ø: 12 cm H: 15.5 cm



Series available in other variants

Kalu QPAR111 luminaire family, see pages 022-031.



LED Upgrade

LED GU10 17.5W 30°
2700K 880lm EEI=A
18kWh/1000h
Item no. 551642

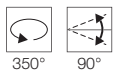
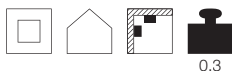


Lamp details

G53 QR111 50W max.
optional: LED

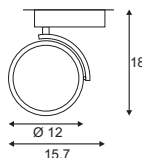
Product details

220-240V ~50/60Hz
Material: aluminium/plastic
Ø: 12 cm H: 18 cm



Series available in other variants

Kalu QRB111 luminaire family, see pages 022-031.



LED Upgrade

LED G53 19.5W 30°
2700K 1070lm EEI=A
21kWh/1000h
Item no. 551402



Lamp details

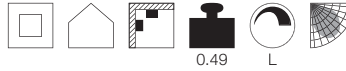


LED 1x 12W 3000K CRI>80



Product details

220-240V ~50/60Hz
Total consumption: 12W
Material: aluminium
L: 12 cm H: 15 cm



Series available in other variants

Kalu LED luminaire family, see pages 022-031.

Variant	Item no.
● matt black	143540
○ white	143541
● silver	143544

Variant	Item no.
● matt black	143460
○ white	143461
● silver	143464

Variant	Item no.
800lm	
○ white	143731
800lm	
● silver-grey	143734



A - A++



DEBASTO

- Premium LED

Lamp details



LED 1x 7W 3000K CRI80



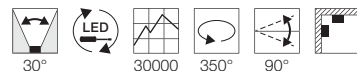
Product details

230V ~50Hz
 Total consumption: 8W
 Material: aluminium
 Ø: 6.2 cm H: 12 cm



0.28

L



Series available in other variants

Debasto luminaire family, see pages 022-031.

Variant	Item no.
360lm ● black	143570
360lm ○ white	143571
360lm ● silver-grey	143574



A - A++



ENOLA_C

- Premium LED

Lamp details



LED 1x 9W 3000K CRI>80

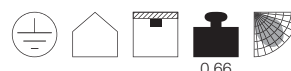
Product details

220-240V ~50/60Hz sec. 500mA

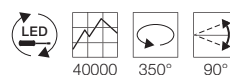
Total consumption: 11.2W

Material: aluminium/glass

L: 10.5 H: 14.8 Ø: 10 cm



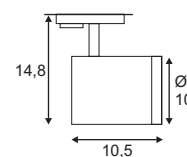
0.66



40000 35° 90°

Series available in other variants

Enola_C luminaire family, see pages 022-031.



Rec. accessory

Rec. accessory	Item no.
● Deco ring/diffuser	152440
○ Deco ring/diffuser	152441
● Deco ring/diffuser	152444

Variant

Variant	Item no.
850lm 35°	
○ white	143941
850lm 35°	
● silver-grey	143944
850lm 55°	
○ white	143951
850lm 55°	
● silver-grey	143954



A - A++



LYNAH
LED

Lamp details



LED 2x 10W 3000K CRI80



Product details

220-240V ~50/60Hz

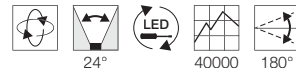
Total consumption: 21W

Material: aluminium

L: 45 cm W: 16.2 cm H: 10 cm

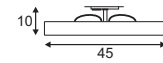


1.8 C,L



Series available in other variants

Lynah luminaire family, see pages 022-031.



Variant	Item no.
1320lm ● black	143770
1320lm ○ matt white	143771



A - A++



PROFUNO

- Premium LED

Lamp details



LED 1x 16W 3000K CRI80



Product details

220-240V ~50/60Hz sec. 500mA

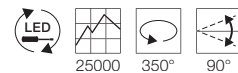
Total consumption: 18W

Material: aluminium

L: 15.5 cm H: 13.4 cm



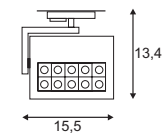
0.67 C,L



25000 350° 90°

Series available in other variants

Profuno luminaire family



Variant	Item no.
1020lm 30° ● black	144050
1020lm 30° ○ white	144051
1020lm 30° ● silver-grey	144054
960lm 60° ● black	144060
960lm 60° ○ white	144061
960lm 60° ● silver-grey	144064



A - A++



NEW



STRUCTEC

Lamp details



LED 1x 24W 3000K CRI90

Product details

220-240V ~50/60Hz sec. 700mA

Total consumption: 29W

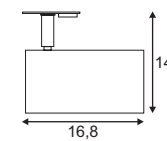
Material: aluminium

Ø: 9 cm H: 14 cm L: 16.8 cm



Series available in other variants

Structec luminaire family



Variant	Item no.
2220lm ● black	144100
2220lm ○ white	144101
2220lm ● silver	144104
2360lm ● black	144110
2360lm ○ white	144111
2360lm ● silver	144114



A - A++



BILAS

- Design: Vincent de Smedt
- High-voltage LED

Lamp details

LED 1x 15W 2700K CRI80

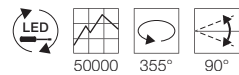


Product details

230V ~50/60Hz
 Total consumption: 16W
 Material: aluminium/glass
 Ø: 10 cm H: 20 cm



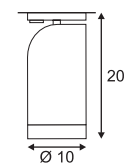
0.9 C,L



50000 355° 90°

Series available in other variants

Bilas luminaire family, see pages 022-031.



Variant	Item no.
1000lm 25° ● matt black	143550
1000lm 25° ○ matt white	143551
1000lm 60° ● matt black	143560
1000lm 60° ○ matt white	143561



B - A++



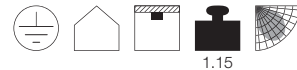
COMMO

Lamp details

GX53 TCR-TSE 13W max.
optional: LED

Product details

230V ~50Hz
Material: steel/glass
Ø: 10 cm H: 25 cm

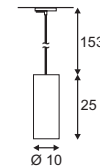


Series available in other variants

Commo luminaire family

Note

Pendant adaptor, black [143900] /
white [143901] / silver-grey [143904]



LED Upgrade

LED GX53 3W 120°
3000K 250lm EEL=A++
3kWh/1000h
Item no. 551372

Variant	Item no.
● chrome/clear +black	143900
● chrome/clear +white	143901
● chrome/clear +silver-grey	143904



E - A++



PARA CONE 14

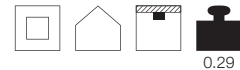
- Warm light thanks to the gold reflector

Lamp details

GU10 QPAR51 35W max.
optional: LED

Product details

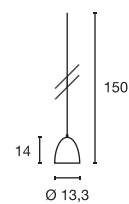
230V ~50Hz
Material: steel
Ø: 13.3 cm H: 14 cm



0.29



150



LED Upgrade

LED GU10 4.3W 40°
2700K 355lm EEL=A+
5kWh/1000h
Item no. 560142



Variant	Item no.
● black gloss	143990
● white gloss	143991



E - A++



TONGA 4

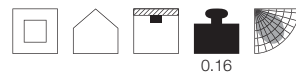
- Special material: ceramic shade

Lamp details

E14 C35 60W max.
 Ø: 5 max. L: 13 cm max.
 optional: LED TC(...)SE QC35

Product details

230V ~50Hz
 Material: ceramic
 Ø: 15 cm H: 22 cm



Series available in other variants

Tonga luminaire family

Note

Pendant adaptor silver-grey

LED Upgrade

LED E14 4W
 2700K 250lm EEL=A+
 3kWh/1000h
 Item no. 560222

Variant	Item no.
<input type="radio"/> white	143594



E - A++



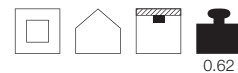
ENOLA_B

Lamp details

GU10 QPAR51 50W max.
optional: LED

Product details

230V ~50Hz
Material: aluminium/steel

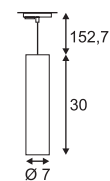


Series available in other variants

Enola_B luminaire family, see pages 022–031.

Note

Pendant adaptor black [143960/-3] /
white [143961] / silver-grey [143964]



LED Upgrade

LED GU10 4.3W 40°
3000K 245lm EEL=A+
5kWh/1000h
Item no. 551253

Variant	Item no.
● black	143960
○ white	143961
● brass	143963
● silver-grey/black	143964



E - A++



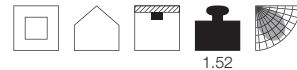
FORCHINI M

Lamp details

E27 A60 24W max.
 Ø: 6.8 max. L: 15.2 cm max.
 optional: LED TC(...)SE QA60

Product details

230V ~50Hz
 Material: steel/aluminium
 Ø: 40 cm H: 20 cm

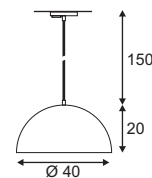


Series available in other variants

Forchini luminaire family

Note

Pendant adapter silver-grey [143930] / white [143931] / black [143932]



LED Upgrade

LED E27 9.5W
 2700K 806lm EEL=A+
 10kWh/1000h
Item no. 560161



Variant	Item no.
● black/gold	143930
● white/gold	143931
● black/gold	143932



A - A++



WAVE PENDANT

- Pendant length adjustable
- Premium LED

Lamp details



LED 1x 8.6W 3000K CRI80



Product details

220-240V ~50/60Hz sec. 500mA
 Total consumption: 12W
 Material: aluminium/plastic
 L: 26.5 cm W: 11.4 cm H: 7.2 cm

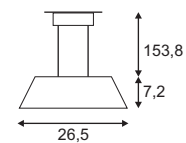


1.06 C,L



Series available in other variants

Wave luminaire family, see pages 022–031.



Variant	Item no.
720lm ● black	144000
880lm ○ white	144001
780lm ● brass	144003
860lm ● aluminium/white	144006



E - A++



LIGHT EYE
QPAR111

Lamp details

GU10 QPAR111 75W max.
optional: LED

Product details

230V ~50Hz
Material: steel
Ø: 15 cm H: 12 cm



0.54



150

Series available in other variants

Light Eye 150 luminaire family, see pages 022-031.



132670/-1/-2



132670/-1/-2

Rec. accessory

Item no.

● Ceiling hook	132670	+
○ Ceiling hook	132671	+
● Ceiling hook	132672	+
● Cable hook	132680	+
○ Cable hook	132681	+
● Cable hook	132682	+

LED Upgrade

LED GU10 15.5W 30°
2700K 680lm EEL=A
16kWh/1000h
Item no. 570672

Variant	Item no.
● chrome	143620
● white/chrome	143621
● brass	143623
● fern-green RAL6025	143625
● wine red RAL3005	143626
● copper	143629





A - A++



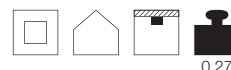
LIGHT EYE QPAR51

Lamp details

GU10 LED GU10 51mm 5W max.

Product details

230V ~50Hz
Material: steel
Ø: 8.9 cm H: 9.4 cm



Series available in other variants

Light Eye 90 luminaire family, see pages 022-031.



132670/-1/-2



132670/-1/-2

Rec. accessory

Item no.

● Deco ring Ø 5.7	151040
○ Deco ring Ø 5.7	151041
● Deco ring Ø 5.7	151049
● Ceiling hook	132670
○ Ceiling hook	132671
● Ceiling hook	132672
● Cable hook	132680
○ Cable hook	132681
● Cable hook	132682

LED Upgrade

LED GU10 4.3W 40°
3000K 245lm EEL=A+
5kWh/1000h

Item no. 551253

Variant	Item no.
● black/chrome	144020
○ white/chrome	144021
● brass	144023
● fern-green RAL6025	144025
● copper	144029

















Recessed track

1-phase recessed track

Prim. voltage	230V ~50Hz
Max. perm. current	16A
Material	aluminium
Col.	white
L	200cm
W	5.5cm
H	1.8cm
Inst. W	4cm
Weight	1.16kg
Item-no.	143221

Note
Ceiling material thickness:
14 mm max. [Information:
Installation in solid ceiling.]
For installation in hollow
ceilings, the retaining bracket
[143230] is required – in this
case, the installation depth
is 4 cm!

1-PHASE RECESSED TRACK ACCESSORIES

<p>Ceiling suspension</p> <p>steel Required for reinforcement when installing several long connector tracks including stabiliser (143271) Optional for reinforcement for corner installation of the corner connector stabiliser, long (143152)</p>  <p>Variant Item no.</p> <p><input type="radio"/> 1 pce. 143141</p>	<p>Corner connector</p> <p>16A max. plastic L: 11.2 cm W: 11.2 cm H: 2 cm External earth electrode</p>  <p>Variant Item no.</p> <p><input type="radio"/> 1 pce. 143251</p>	<p>Cover</p> <p>plastic L: 100 cm W: 1.8 cm</p>  <p>Variant Item no.</p> <p><input type="radio"/> 1 pce. 143291</p>
<p>Mounting bracket</p> <p>steel L: 7.5 cm W: 1.5 cm H: 4 cm Required for reinforcement when installing several long connector tracks including stabiliser (143271) Optional for reinforcement for corner installation of the corner connector stabiliser, long (143152)</p>  <p>Variant Item no.</p> <p><input checked="" type="radio"/> 1 pce. 143230</p>	<p>Corner connector</p> <p>16A max. plastic L: 11.2 cm W: 11.2 cm H: 2 cm Inner earth</p>  <p>Variant Item no.</p> <p><input type="radio"/> 1 pce. 143261</p>	<p>Corner connector stabiliser</p> <p>steel L: 11.5 cm W: 11.5 cm H: 0.5 cm For reinforcement when mounting several tracks with ceiling suspension (143140/-1/-2)</p>  <p>Variant Item no.</p> <p><input checked="" type="radio"/> 1 pce. 143152</p>
<p>Feed-in</p> <p>16A max. plastic L: 10.8 cm W: 5.5 cm H: 2 cm Earth electrode, left-hand side</p>  <p>Variant Item no.</p> <p><input type="radio"/> 1 pce. 143231</p>	<p>Long connector</p> <p>plastic/steel L: 6.5 cm W: 1.8 cm H: 1.7 cm The connector is installed in the track, the stabiliser on the rear side of the track.</p>  <p>Variant Item no.</p> <p><input checked="" type="radio"/> 1 pce. 143271</p>	<p>Adapter</p> <p>6A max. plastic PC L: 8.2 cm W: 3.5 cm H: 7.4 cm For pendants which have an additional mechanical suspension.</p>  <p>Variant Item no.</p> <p><input checked="" type="radio"/> 1 pce. 143170</p> <p><input type="radio"/> 1 pce. 143171</p> <p><input checked="" type="radio"/> 1 pce. 143172</p>
<p>Feed-in</p> <p>16A max. plastic L: 10.8 cm W: 5.5 cm H: 2 cm Earth electrode, right-hand side</p>  <p>Variant Item no.</p> <p><input type="radio"/> 1 pce. 143241</p>	<p>End cap</p> <p>plastic L: 2.7 cm W: 5.5 cm H: 1.8 cm</p>  <p>Variant Item no.</p> <p><input type="radio"/> 2 pce. 143281</p>	<p>Pendant adapter</p> <p>6A max. plastic PC L: 8.2 cm W: 3.5 cm H: 4.2 cm</p>  <p>Variant Item no.</p> <p><input checked="" type="radio"/> 1 pce. 143120</p> <p><input type="radio"/> 1 pce. 143121</p> <p><input checked="" type="radio"/> 1 pce. 143124</p>



240V track

1-PHASE SURFACE MOUNTED TRACK

1-PHASE SURFACE MOUNTED TRACK

1-PHASE SURFACE MOUNTED TRACK

Prim. voltage	230V ~50Hz	230V ~50Hz	230V ~50Hz
Max. perm. current	16A	16A	16A
Material	aluminium	aluminium	aluminium
Col.	matt black	white	silver-grey
L	100cm	100cm	100cm
W	3.5cm	3.5cm	3.5cm
H	1.8cm	1.8cm	1.8cm
Weight	0.67kg	0.67kg	0.67kg
Item no.	143010	143011	143012



240V track

1-PHASE SURFACE MOUNTED TRACK

1-PHASE SURFACE MOUNTED TRACK

1-PHASE SURFACE MOUNTED TRACK

Prim. voltage	230V ~50Hz	230V ~50Hz	230V ~50Hz
Max. perm. current	16A	16A	16A
Material	aluminium	aluminium	aluminium
Col.	matt black	white	silver-grey
L	200cm	200cm	200cm
W	3.5cm	3.5cm	3.5cm
H	1.8cm	1.8cm	1.8cm
Weight	1.34kg	1.34kg	1.34kg
Item no.	143020	143021	143022

1-PHASE SURFACE MOUNTED TRACK ACCESSORIES

Feed-in

16A max.
plastic PC
L: 10.4 cm W: 3.5 cm H: 1.8 cm
Earth electrode, left-hand side



Variant	Item no.
● 1 pce.	143030
○ 1 pce.	143031
● 1 pce.	143032

T-connector

16A max.
plastic PC
L: 17.2 cm W: 10.4 cm H: 1.8 cm
Earth electrode, left-hand side



Variant	Item no.
● 1 pce.	143070
○ 1 pce.	143071
● 1 pce.	143072

X-connector stabiliser

steel
L: 19.7 cm W: 19.7 cm H: 0.5 cm
For reinforcement when mounting
several tracks with ceiling suspension
(143140/-1/-2).



Variant	Item no.
● 1 pce.	143169

Feed-in

16A max.
plastic PC
L: 10.4 cm W: 3.5 cm H: 1.8 cm
Earth electrode, right-hand side



Variant	Item no.
● 1 pce.	143040
○ 1 pce.	143041
● 1 pce.	143042

T-connector

16A max.
plastic PC
L: 17.2 cm W: 10.4 cm H: 1.8 cm
Earth electrode, right-hand side



Variant	Item no.
● 1 pce.	143080
○ 1 pce.	143081
● 1 pce.	143082

Ceiling plate

6A max.
plastic PC
Ø: 12.1 cm H: 2.5 cm



Variant	Item no.
● 1 pce.	143380
○ 1 pce.	143381
● 1 pce.	143382

Corner connector

16A max.
plastic PC
L: 10.4 cm W: 10.4 cm H: 1.8 cm
External earth electrode



Variant	Item no.
● 1 pce.	143050
○ 1 pce.	143051
● 1 pce.	143052

Flexible connector

16A max.
plastic PC
L: 16.4 cm W: 3.5 cm H: 1.8 cm



Variant	Item no.
● 1 pce.	143110
○ 1 pce.	143111
● 1 pce.	143112

Adapter

6A max.
plastic PC
L: 8.2 cm W: 3.5 cm H: 7.4 cm
For pendants which have an additional
mechanical suspension.



Variant	Item no.
● 1 pce.	143170
○ 1 pce.	143171
● 1 pce.	143172

Corner connector

16A max.
plastic PC
L: 10.4 cm W: 10.4 cm H: 1.8 cm
inner earth



Variant	Item no.
● 1 pce.	143060
○ 1 pce.	143061
● 1 pce.	143062

End cap

plastic PC
L: 0.4 cm W: 3.5 cm H: 1.8 cm



Variant	Item no.
● 2 pcs.	143130
○ 2 pcs.	143131
● 2 pcs.	143132

Pendant adapter

6A max.
plastic PC
L: 8.2 cm W: 3.5 cm H: 4.2 cm



Variant	Item no.
● 1 pce.	143120
○ 1 pce.	143121
● 1 pce.	143124

Long connector

16A max.
plastic PC
L: 6.4 cm W: 3.5 cm H: 1.8 cm



Variant	Item no.
● 1 pce.	143090
○ 1 pce.	143091
● 1 pce.	143092

Ceiling suspension

steel



Variant	Item no.
● 1 pce.	143140
○ 1 pce.	143141
● 1 pce.	143142

Stabiliser

steel
L: 19.7 cm W: 19.7 cm H: 0.5 cm
For reinforcement when mounting
several tracks with ceiling suspension
(143140/-1/-2).



Variant	Item no.
● 1 pce.	143151

Long connector

16A max.
plastic PC
L: 17.2 cm W: 3.5 cm H: 1.8 cm



Variant	Item no.
● 1 pce.	143100
○ 1 pce.	143101
● 1 pce.	143102

X-connector

16A max.
plastic PC
L: 9.5 cm W: 17.2 cm H: 1.8 cm



Variant	Item no.
● 1 pce.	143160
○ 1 pce.	143161
● 1 pce.	143162





EASYTEC® II - SPOT - SINGLE BEAM



EASYTEC® II - SPOT - TWIN BEAM



EASYTEC® II - PENDANT





E - A++



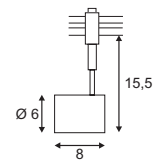
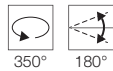
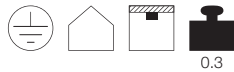
BIMA 1

Lamp details

GU10 QPAR51 50W max.
 Ø: 5.1 max. L: 5.7 cm max.
 optional: LED

Product details


230V ~50Hz
 Material: aluminium
 Ø: 6 cm L: 8 cm H: 15.5 cm



LED Upgrade

LED GU10 4.3W 40°
 2700K 245lm EEL=A+
 5kWh/1000h
 Item no. 551252

Variant	Item no.
● black	184450
○ white	184451
● chrome/black	185450
● silver-grey	184452



E - A++



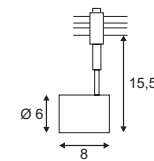
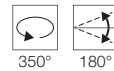
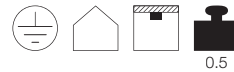
BIMA 2

Lamp details

GU10 QPAR51 2x 50W max.
 Ø: 5.1 max. L: 5.7 cm max.
 optional: LED

Product details

230V ~50Hz
 Material: aluminium
 Ø: 6 cm L: 8 cm H: 15.5 cm



LED Upgrade

LED GU10 4.3W 40°
 2700K 245lm EEL=A+
 5kWh/1000h
 Item no. 551252

Variant	Item no.
● black	184440
○ white	184441
● silver-grey	184442
● chrome/black	185440



E - A++



E - A++



KANO

ANILA QPAR51

Lamp details

GU10 QPAR51 50W max.
Ø: 5.1 max. L: 5.7 cm max.
optional: LED

Lamp details

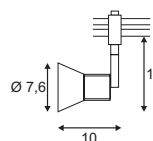
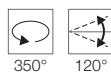
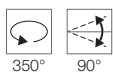
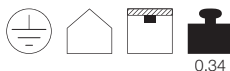
GU10 QPAR51 50W max.
Ø: 5.1 max. L: 5.7 cm max.
optional: LED

Product details

230V ~50Hz
Material: aluminium/glass
Ø: 6.5 cm L: 18 cm H: 11cm

Product details

230V ~50Hz
Material: aluminium/glass
Ø: 7.6 cm L: 10 cm H: 11 cm



LED Upgrade

LED GU10 4.3W 40°
2700K 245lm EEL=A+
5kWh/1000h
Item no. 551252

LED Upgrade

LED GU10 4.3W 40°
2700K 245lm EEL=A+
5kWh/1000h
Item no. 551252

Variant	Item no.
● silver-grey	184071

Variant	Item no.
● black	184630
○ white	184631
● chrome	185632
● silver-grey	184634



E - A++



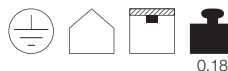
SIENA

Lamp details

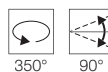
GU10 QPAR51 75W max.
optional: QPAR111 LED

Product details

230V ~50Hz
Material: aluminium
Ø: 4.4 cm L: 7 cm H: 11 cm

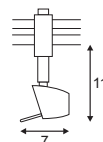


0.18



Note

deco ring



Rec. accessory	Item no.
● deco ring	151051

LED Upgrade

LED GU10 4.3W 40°
2700K 245lm EEL=A+
5kWh/1000h
Item no. 551252

Variant	Item no.
● black	184090
○ white	184091
■ chrome	185092
● silver-grey	184092



E - A++



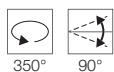
LIGHT EYE
QPAR51

Lamp details

GU10 QPAR51 50W max.
Ø: 5.1 max. L: 5.7 cm max.
optional: LED

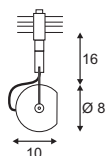
Product details

230V ~50Hz
Material: steel
Ø: 9 cm L: 10 cm H: 24 cm



Series available in other variants

Light Eye 90 luminaire family, see pages 022-031.



LED Upgrade

LED GU10 4.3W 40°
2700K 245lm EEL=A+
5kWh/1000h
Item no. 551252

Variant	Item no.
● black	184690
○ white	184691
● chrome	185692



E - A++



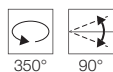
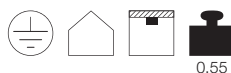
LIGHT EYE
QPAR111

Lamp details

GU10 QPAR111 75W max.
optional: LED

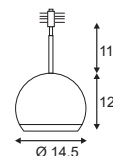
Product details

230V ~50Hz
Material: steel
Ø: 14.5 cm L: 12 cm H: 23 cm



Series available in other variants

Light Eye 150 luminaire family, see pages 022-031.



LED Upgrade

LED GU10 15.5W 30°
2700K 680lm EEL=A
16kWh/1000h
Item no. 570672

Variant	Item no.
● black	184580
○ white	184581
● chrome	185582
● chrome/black	185580



E - A++



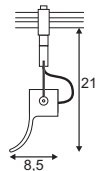
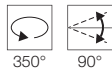
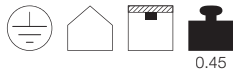
YOKI

Lamp details

GU10 QPAR111 75W max.
optional: LED

Product details

230V ~50Hz
Material: aluminium
L: 8.5 cm H: 21 cm



LED Upgrade

LED GU10 15.5W 30°
2700K 680lm EEL=A
16kWh/1000h
Item no. 570672

Variant	Item no.
● black	184620
○ white	184621
● chrome	185622
● silver-grey	184624



B - A++



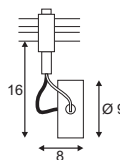
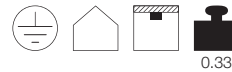
GX53

Lamp details

GX53 TCR-TSE 13W max.
optional: LED

Product details

230V ~50Hz
Material: steel
Ø: 9 cm L: 8 cm H: 16 cm



LED Upgrade

LED GX53 3W 120°
3000K 250lm EEL=A++
3kWh/1000h
Item no. 551372

Variant	Item no.
● black	184740
○ white	184741



E - A++



TONGA 4

Lamp details

E14 C35 60W max.
 Ø: 5 max. L: 13 cm max.
 optional: LED TC(...)SE QC35

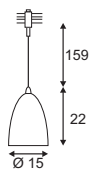
Product details

230V ~50Hz
 Material: Ceramic white
 Ø: 15 cm L: 22 cm H: 181 cm



Note

Pendant adapter and cables available in various colours



LED Upgrade

LED E14 4W
 2700K 250lm EEL=A+
 3kWh/1000h
 Item no. 560222

Variant	Item no.
● black	184530
○ white	184531
● silver-grey	184534



E - A++



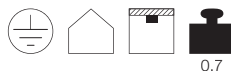
LIGHT EYE

Lamp details

GU10 QPAR111 75W max.
 optional: LED

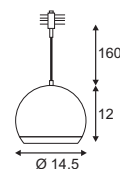
Product details

230V ~50Hz
 Material: steel
 Ø: 14.5 cm L: 12 cm H: 172 cm



Series available in other variants

Light Eye 150 luminaire family, see pages 022-031.



LED Upgrade

LED GU10 15.5W 30°
 2700K 680lm EEL=A
 16kWh/1000h
 Item no. 570672

Variant	Item no.
● black	184590
○ white	184591
● chrome/matt black	185590
● chrome	185592





Track

	EASYTEC® II Track 2m, incl. end caps	EASYTEC® II Track 2m, incl. end caps	EASYTEC® II Track 2m, incl. end caps	EASYTEC® II Track 2m, incl. end caps
Spannung prim.	230V ~50Hz	230V ~50Hz	230V ~50Hz	230V ~50Hz
Max. perm. current	16A	16A	16A	16A
Material	aluminium	aluminium	aluminium	aluminium
Col.	black	black/chrome	white	silver-grey
L	200cm	200cm	200cm	200cm
W	3cm	3cm	3cm	3cm
H	1cm	1cm	1cm	1cm
Weight	1kg	1kg	1kg	1kg
Item no.	184020	185020	184021	184022

Feed-in

16A max.
aluminium/glass
L: 7.5 cm W: 7.5 cm H: 6 cm



Variant	Item no.
● 1 pce.	184004
○ 1 pce.	184001
● 1 pce.	185002
● 1 pce.	184002

Ceiling suspension

aluminium
L: 18-/26 cm



Variant	Item no.
● 1 pce.	184060
○ 1 pce.	184061
● 1 pce.	185062
● 1 pce.	184062

Flexible connector

16A max.
aluminium/rubber
L: 21.5 cm W: 3 cm H: 4 cm



Variant	Item no.
● 1 pce.	184300
○ 1 pce.	184301
● 1 pce.	185302
● 1 pce.	184302

Shortbox

16A max.
aluminium/steel
W: 22 cm H: 10.5 cm D: 6 cm



Variant	Item no.
● 1 pce.	184010
○ 1 pce.	184011
● 1 pce.	185012
● 1 pce.	184012

End cap

plastic



Variant	Item no.
● 1 pce.	184140
○ 1 pce.	184141
● 2 pcs.	185142
● 2 pcs.	184142

Flexible ceiling bracket

aluminium
L: 23/-31 cm



Variant	Item no.
● 1 pce.	184332
● 1 pce.	184330
○ 1 pce.	184331

Long connector

16A max.
aluminium



Variant	Item no.
● 1 pce.	184030
○ 1 pce.	184031
● 1 pce.	185032
● 1 pce.	184032

Insulating connector

aluminium



Variant	Item no.
● 1 pce.	184170
○ 1 pce.	184171
● 1 pce.	185172
● 1 pce.	184172

Bending machine

for circle Ø >50cm



Variant	Item no.
1 pce.	184000

Ceiling suspension

aluminium
L: 10 cm



Variant	Item no.
● 1 pce.	184040
○ 1 pce.	184041
● 1 pce.	185042
● 1 pce.	184042

Pendant adapter

3A max.
aluminium/plastic
L: 13 cm



Variant	Item no.
● 1 pce.	184290
○ 1 pce.	184291
● 1 pce.	185294
● 1 pce.	184292





M-TRACK



+A

407

407

GLU TRAX / MINI ALU TRACK



+A

409

409

409

411

DISPLAY FITTINGS



412

413

413

413

CABLE SYSTEM



+A

414

415

415

417

417

415

417

419





**NEW**

M-TRACK Spot

- Magnetic spot on M-Track is freely positionable on the track

Lamp details

LED 1x3.7W 3000K CRI80

Product details

12V DC
Material: aluminium/plastic PC
L: 5.5 cm W: 3 cm H: 6 cm



M-TRACK Track, 2m

NEW

Material	aluminium
Col.	black
L	200cm
W	3cm
H	1.35cm
Weight	1.05kg

Item-no.	188500
-----------------	---------------

Note

Track for magnetic spot.
Magnetic spot is freely positionable.

Feed-in

ABS/plastic PC
L: 3.6 cm W: 3 cm H: 1.6 cm



Variant	Item no.
● 1 pce.	188510

End cap

ABS/plastic PC
L: 3 cm W: 1.35 cm H: 0.5 cm



Variant	Item no.
● 1 pce.	188520

Variant	Item no.
● black	188530

Coming soon: January 2017





C - A+



SOLO 90°

Lamp details

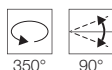
GX5.3 QR-C51 35W max.
optional: LED

Product details

12V ~50Hz
Material: brass
Ø: 2.2 cm H: 3 cm



0.03



350° 90°

LED Upgrade

LED GU5.3 5W 38°
2700K 300lm EEL=A+
6kWh/1000h

Item no. 551862

Recommended transformer:
227140

Variant	Item no.
● chrome	186272



A - A++



POWER-LED SPOT

Lamp details

LED 1x 1W 3000K CRI80



Product details

12V ~50-60Hz
Material: aluminium/plastic PC
Ø: 2.7 cm H: 6.35 cm



0.04



25° 30000 360° 180°

Note

Only operate with a conventional transformer!

Variant	Item no.
80lm	186042
● silver-grey	



A - A++



MINI ALU TRACK

Lamp details

LED 1x 1.5W 3000K CRI80

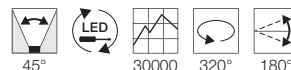


Product details

12V ~50-60Hz
Material: aluminium/plastic PC
Ø: 2.3 cm H: 4.5 cm



0.07



45° 30000 320° 180°

Note

Only operate with a conventional transformer!

Variant	Item no.
80lm	186562
● chrome	





Track

	GLU-TRAX® Track, 1.5m	MINI ALU TRACK Track, 1.5m
Prim. voltage	12V AC	12V ~50Hz
Current load max.	20A	12.5A
Material	plastic PC	aluminium/plastic PC
Col.	Transparent	chrome
L	150cm	100cm
W	1cm	1.1cm
H	0.5cm	0.85cm
Weight	0.2kg	0.15kg
Item-no.	186015	186502

ACCESSORIES GLU-TRAX®

ACCESSORIES MINI ALU TRACK

Flexible long connector

20A max.
L: 7.3 cm W: 1.4 cm H: 0.8 cm



Variant	Item no.
<input checked="" type="radio"/> 1 pce.	186772

Feed-in

12.5A max.
L: 1.4 cm W: 2.2 cm H: 1.7 cm



Variant	Item no.
<input checked="" type="radio"/> 1 pce.	186512

Tilttable lamp holder

GX5.3
steel/plastic
L: 3 cm W: 2.2 cm H: 3 cm



Variant	Item no.
<input checked="" type="radio"/> 1 pce.	186762

Feed-in cable/Long connector

20A max.
L: 1.5 cm W: 1.4 cm H: 0.8 cm



Variant	Item no.
<input checked="" type="radio"/> 1 pce.	186952

Long connector

12.5A max.
L: 1.8 cm W: 1.1 cm H: 0.8 cm



Variant	Item no.
<input checked="" type="radio"/> 1 pce.	186522

Mounting clips

plastic PC
L: 2.5 cm W: 1.5 cm H: 1.1 cm



Variant	Item no.
<input type="radio"/> 10 pcs.	186530

Mounting clips

plastic PC
Ø: 1.7 cm H: 0.8 cm



Variant	Item no.
<input type="radio"/> 10 pcs.	186020

Double-sided adhesive tape

L: 300 cm W: 0.9 cm



Variant	Item no.
<input checked="" type="radio"/> 1 pce.	220000

Feed-through

acrylic
Ø: 2.2 cm L: 1.3 cm




Variant	Item no.
<input type="radio"/> 2 pcs.	186540

Double-sided adhesive tape

L: 300 cm W: 0.9 cm



Variant	Item no.
<input checked="" type="radio"/> 1 pce.	220000



NEW



DISPLAY FITTING Bracket

Product details

Material: aluminium
Ø: 3 cm H: 6.6 cm



0.03



1,4

6

Variant

● black

Item no.

188200



A - A++



NEW

DISPLAY FITTING
Spot down

Lamp details **INSIDE**

LED 1x 3.7W 3000K CRI80

Product details

350mA
Material: aluminium/plastic PC
L: 14 cm W: 3 cm H: 24.5 cm



Note

Display fitting bracket required (Item no.: 188200)

Rec. accessory	Item no.
LED driver	464107

Variant	Item no.
210lm ● black	188210



A - A++



NEW

DISPLAY FITTING
Stick straight

Lamp details **INSIDE**

LED 1x 3W 3000K CRI80

Product details

350mA
Material: aluminium/plastic PC
L: 1 cm W: 1 cm H: 19.5 cm



Note

Display fitting bracket required (Item no.: 188200)

Rec. accessory	Item no.
LED driver	464107

Variant	Item no.
210lm ● black	188220



A - A++



NEW

DISPLAY FITTING
Stick down

Lamp details **INSIDE**

LED 1x 3W 3000K CRI80

Product details

350mA
Material: aluminium/plastic PC
L: 1 cm W: 1 cm H: 29 cm



Note

Display fitting bracket required (Item no.: 188200)

Rec. accessory	Item no.
LED driver	464107

Variant	Item no.
375lm ● black	188230



D - A+



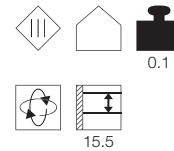
CABLE FITTING QR111

Lamp details

G53 QR111 50W max.
optional: LED

Product details


12V ~50Hz
Material: plastic/brass
Ø: 14 cm



LED Upgrade

LED G53 15W 30°
2700K 810lm EEL=A
16kWh/1000h
Item no. 551602

Variant	Item no.
● chrome	186462



C - A+



TELESKOP

- Variable length thanks to telescopic rod

Lamp details

GX5.3 QR-C51 20W max.
optional: LED

Product details

12V ~50Hz
Material: plastic/brass
W: 4.5 cm H: 25.5 cm D: 1 cm



0.07



10-30



C - A+



COMET QR-CBC51

Lamp details

GU5.3 QR-C51 50W max.
optional: LED

Product details

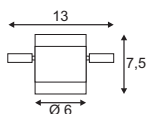
12V ~50Hz
Material: aluminium/glass
Ø: 6 cm H: 13 cm



0.13



10



LED Upgrade

LED GU5.3 5.5W 36°
2700K 390lm EEL=A
6kWh/1000h
Item no. 560192

Variant

● chrome

Item no.

186492

Variant

● chrome

Item no.

139230



C - A+



SALUNA

Lamp details

GX5.3 QR-C51 35W max.
optional: LED

Product details

12V ~50Hz
Material: aluminium
Ø: 5.5 cm L: 12.5 cm



0.15



10



350°



90°

LED Upgrade

LED GU5.3 3.8W 40°
2700K 225lm EEL=A+
5kWh/1000h
Item no. 551242

Variant

● aluminium natural

Item no.

181180





C - A+



CABLE FITTING
QR-CBC51

Lamp details

GX5.3 QR-C51 35W max.
optional: LED

Product details

12V ~50Hz
L: 60 cm



LED Upgrade

LED GU5.3 3.8W 40°
2700K 225lm EEL=A+
5kWh/1000h
Item no. 551242

Variant	Item no.
● black/chrome	139162



C - A+



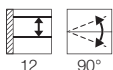
COSMIC

Lamp details

GX5.3 QR-C51 35W max.
optional: LED

Product details

12V ~50Hz



LED Upgrade

LED GU5.3 5W 38°
2700K 300lm EEL=A+
6kWh/1000h
Item no. 551862
Recommended transformer:
227140

Variant	Item no.
● black/chrome. 2pcs.	181080



C - A+



SYROS

Lamp details

GX5.3 QR-C51 50W max.
optional: LED

Product details

12V ~50Hz
Material: aluminium
Ø: 2.5 cm L: 9 cm W: 17 cm



LED Upgrade

LED GU5.3 3.8W 40°
2700K 225lm EEL=A+
5kWh/1000h
Item no. 551242

Variant	Item no.
● chrome	181212






Low-voltage cable

	Low-voltage cable 25A max. 4mm ² , 20m	Low-voltage cable 25A max. 4mm ² , 20m	Low-voltage cable 25A max. 4mm ² , 20m	Low-voltage cable 25A max. 4mm ² , 20m
Prim. voltage	12V AC	12V AC	12V AC	12V AC
Current load max.	25A	25A	25A	25A
Material	copper/plastic PVC	copper/plastic PVC	copper/plastic PVC	copper/plastic PVC
Diameter	0.04cm	0.05cm	0.04cm	0.05cm
L	200cm	200cm	1000cm	1000cm
Weight	0.89kg	1.25kg	4.61kg	6.03kg
Item-no.	139024	139026	139004	139006

Cable tensioner
L: 9 –12.5 cm




Variant **Item no.**
2 pcs. **181532**

Diffuser
Ø: 5 cm L: 6 cm




Variant **Item no.**
2 pcs. **186332**

Insulating connector
L: 6 cm



Variant **Item no.**
2 pcs. **186362**

Wall bracket
Ø: 5 cm L: 3 cm




Variant **Item no.**
2 pcs. **186302**

Diffuser
Ø: 5 cm L: 16 cm




Variant **Item no.**
2 pcs. **186342**

Ceiling diffuser
Ø: 5 cm L: 16.2 cm




Variant **Item no.**
2 pcs. **186642**

Wall bracket
Ø: 5 cm L: 10 cm



Variant **Item no.**
2 pcs. **186312**

Feed-in
25A max.
L: 2 cm




Variant **Item no.**
2 pcs. **186352**



ROUND SHAPE - SINGLE BEAM - TILTABLE



ROUND SHAPE - SINGLE BEAM - RIGID



ROUND SHAPE - TWIN BEAM - TILTABLE




RECTANGULAR SHAPE - SINGLE BEAM - TILTABLE




RECTANGULAR SHAPE - TWIN BEAM - TILTABLE



RECTANGULAR SHAPE - TRIPLE BEAM - TILTABLE









E - A++



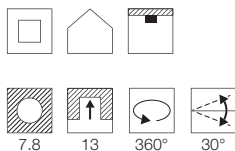
NEW TRIA 1
QPAR51, leaf springs, 240V

Lamp details

GU10 QPAR51 50W max.
optional: LED

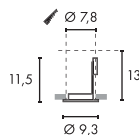
Product details

230V ~50Hz
Material: aluminium
H: 11.5 cm



Note

Leaf springs
Material thickness, mounting surface: 20 mm



LED Upgrade

LED GU10 4.3W 40°
2700K 245lm EEL=A+
5kWh/1000h
Item no. 551252

Variant	Item no.
Ø: 9.3 cm 0.15 kg	
● black	111710
Ø: 9.3 cm 0.15 kg	
○ white	111711
Ø: 9.3 cm 0.15 kg	
● aluminium brushed	111716



E - A++



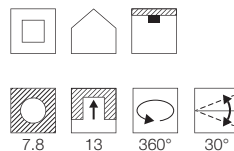
NEW TRIA 1
QPAR51, leaf springs, 240V

Lamp details

GU10 QPAR51 50W max.
optional: LED

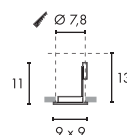
Product details

230V ~50Hz
Material: aluminium
H: 11 cm



Note

Leaf springs
Material thickness, mounting surface: 20 mm



LED Upgrade

LED GU10 4.3W 40°
2700K 245lm EEL=A+
5kWh/1000h
Item no. 551252

Variant	Item no.
L: 9 cm W: 9 cm 0.16 kg	
● black	111720
L: 9 cm W: 9 cm 0.16 kg	
○ white	111721
L: 9 cm W: 9 cm 0.16 kg	
● aluminium brushed	111726



E - A++



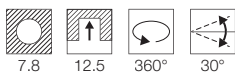
NEW TRIA 1
QPAR51, clip springs, 240V

Lamp details

GU10 QPAR51 50W max.
optional: LED

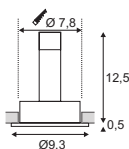
Product details

230V ~50Hz
Material: aluminium
H: 11 cm



Note

Clip springs
Material thickness, mounting surface: 18 mm



LED Upgrade

LED GU10 4.3W 40°
2700K 245lm EEL=A+
5kWh/1000h
Item no. 551252

Variant	Item no.
Ø: 9.3 cm 0.14 kg	
● black	113490
Ø: 9.3 cm 0.14 kg	
○ white	113510
Ø: 9.3 cm 0.14 kg	
● aluminium brushed	111360



E - A++



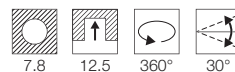
NEW TRIA 1
QPAR51, clip springs, 240V

Lamp details

GU10 QPAR51 50W max.
optional: LED

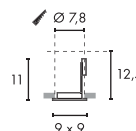
Product details

230V ~50Hz
Material: aluminium
H: 11 cm



Note

Clip springs
Material thickness, mounting surface: 18 mm



LED Upgrade

LED GU10 4.3W 40°
2700K 245lm EEL=A+
5kWh/1000h
Item no. 551252

Variant	Item no.
L: 9 cm W: 9 cm 0.16 kg	
● black	113491
L: 9 cm W: 9 cm 0.16 kg	
○ white	113511
L: 9 cm W: 9 cm 0.16 kg	
● aluminium brushed	111361



C - A+



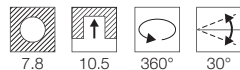
NEW TRIA 1
MR16, leaf springs, low voltage

Lamp details

GX5.3 QR-C51 50W max.
optional: LED

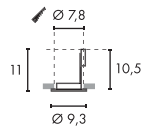
Product details

12V ~50Hz
Material: aluminium
H: 11 cm



Note

Leaf springs
Material thickness, mounting surface: 20 mm
Not suitable for Cool Beam lamps



Rec. accessory	Item no.
Transformer	461157

LED Upgrade

LED GU5.3 6.5W 36°
2700K 390lm EEL=A
7kWh/1000h
Item no. 560172



Variant	Item no.
Ø: 9.3 cm 0.14 kg	
● black	111690
Ø: 9.3 cm 0.14 kg	
○ white	111691
Ø: 9.3 cm 0.14 kg	
● aluminium brushed	111696



C - A+



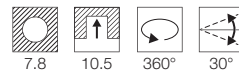
NEW TRIA 1
MR16, leaf springs, low voltage

Lamp details

GX5.3 QR-C51 50W max.
optional: LED

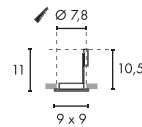
Product details

12V ~50Hz
Material: aluminium
H: 11 cm



Note

Leaf springs
Material thickness, mounting surface: 20 mm
Not suitable for Cool Beam lamps



Rec. accessory	Item no.
Transformer	461157

LED Upgrade

LED GU5.3 6.5W 36°
2700K 390lm EEL=A
7kWh/1000h
Item no. 560172



Variant	Item no.
L: 9 cm W: 9 cm 0.15 kg	
● black	111700
L: 9 cm W: 9 cm 0.15 kg	
○ white	111701
L: 9 cm W: 9 cm 0.15 kg	
● aluminium brushed	111706



C - A+



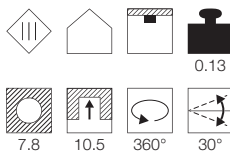
NEW TRIA 1
MR16, clip springs, low voltage

Lamp details

GX5.3 QR-C51 50W max.
optional: LED

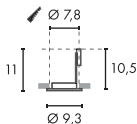
Product details

12V ~50Hz
Material: aluminium
H: 11 cm



Note

Clip springs
Material thickness, mounting surface: 18 mm
Not suitable for Cool Beam lamps



Rec. accessory **Item no.**

Transformer **461157**

LED Upgrade

LED GU5.3 6.5W 36°
2700K 390lm EEL=A
7kWh/1000h

Item no. 560172



Variant	Item no.
Ø: 9.3 cm	
● black	113480
○ white	113500
● aluminium brushed	111274



C - A+



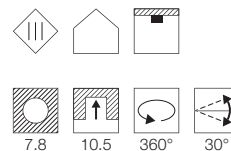
NEW TRIA 1
MR16, clip springs, low voltage

Lamp details

GX5.3 QR-C51 50W max.
optional: LED

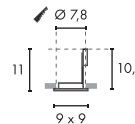
Product details

12V ~50Hz
Material: aluminium
H: 11 cm



Note

Clip springs
Material thickness, mounting surface: 18 mm
Not suitable for Cool Beam lamps



Rec. accessory **Item no.**

Transformer **461157**

LED Upgrade

LED GU5.3 6.5W 36°
2700K 390lm EEL=A
7kWh/1000h

Item no. 560172



Variant	Item no.
L: 9 cm W: 9 cm 0.14 kg	
● black	113481
L: 9 cm W: 9 cm 0.14 kg	
○ white	113501
L: 9 cm W: 9 cm 0.14 kg	
● aluminium brushed	111351



D - A+



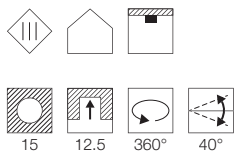
NEW TRIA 1
QR111, leaf springs, low voltage

Lamp details

G53 QR111 75W max.
optional: LED

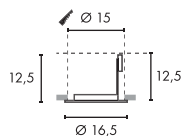
Product details

12V ~50Hz
Material: aluminium
H: 12.5 cm



Note

Leaf springs
Material thickness, mounting surface: 30 mm



Rec. accessory	Item no.
Transformer	461157

LED Upgrade

LED G53 11W 45°
2800K 470lm EEL=A
12kWh/1000h
Item no. 570042



Variant	Item no.
Ø: 16.5 cm 0.3 kg	
● matt black	113520
○ matt white	113530
● aluminium anodised	111370



D - A+



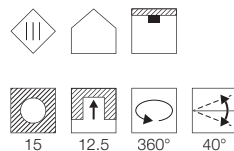
NEW TRIA 1
QR111, leaf springs, low voltage

Lamp details

G53 QR111 75W max.
optional: LED

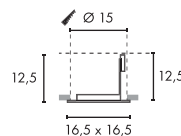
Product details

12V ~50Hz
Material: aluminium
H: 12.5 cm



Note

Leaf springs
Material thickness, mounting surface: 30 mm




Rec. accessory	Item no.
Transformer	461157

LED Upgrade

LED G53 11W 45°
2800K 470lm EEL=A
12kWh/1000h
Item no. 570042



Variant	Item no.
L: 16.5 cm W: 16.5 cm 0.35 kg	
● matt black	113800
○ matt white	113531
● aluminium brushed	111371



E - A++



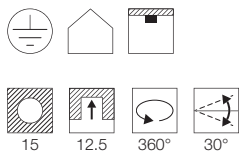
NEW TRIA 1
QPAR111, leaf springs, 240V

Lamp details

GU10 QPAR111 75W max.
optional: LED

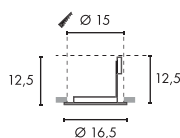
Product details

230V ~50Hz
Material: aluminium
H: 12.5 cm



Note

Material thickness, mounting surface: 30 mm



LED Upgrade

LED GU10 17.5W 30°
2700K 880lm EEL=A
18kWh/1000h
Item no. 551642



Variant	Item no.
Ø: 16.5 cm 0.33 kg	
● matt black	113550
Ø: 16.5 cm 0.33 kg	
○ matt white	113540
Ø: 16.5 cm 0.33 kg	
● aluminium anodised	111380



E - A++



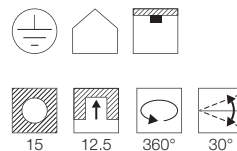
NEW TRIA 1
QPAR111, leaf springs, 240V

Lamp details

GU10 QPAR111 75W max.
optional: LED

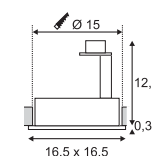
Product details

230V ~50Hz
Material: aluminium
H: 12.5 cm



Note

Material thickness, mounting surface: 30 mm



LED Upgrade

LED GU10 17.5W 30°
2700K 880lm EEL=A
18kWh/1000h
Item no. 551642



Variant	Item no.
L: 16.5 cm W: 16.5 cm 0.38 kg	
● matt black	113830
L: 16.5 cm W: 16.5 cm 0.38 kg	
○ matt white	113541
L: 16.5 cm W: 16.5 cm 0.38 kg	
● aluminium brushed	111381





E - A++



C - A+



NEW TRIA 2
QPAR51, clip springs, 240V



NEW TRIA 2
MR16, clip springs, low voltage

Lamp details

GU10 QPAR51 2x 50W max.
optional: LED

Lamp details

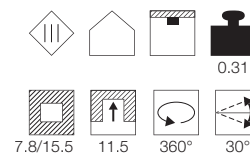
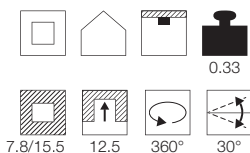
GX5.3 QR-C51 2x 50W max.
optional: LED

Product details

230V ~50Hz
Material: aluminium
L: 17 cm W: 9 cm H: 12 cm

Product details

12V ~50Hz
Material: aluminium
L: 17 cm W: 9 cm H: 12 cm

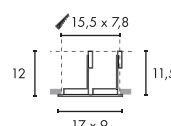
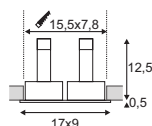


Note

Clip springs
Material thickness, mounting surface: 30 mm

Note

Clip springs
Material thickness, mounting surface: 30 mm
Not suitable for Cool Beam lamps



LED Upgrade

LED GU10 4.3W 40°
2700K 245lm EEL=A+
5kWh/1000h
Item no. 551252

LED Upgrade

LED GU5.3 6.5W 36°
2700K 390lm EEL=A
7kWh/1000h
Item no. 560172



Variant	Item no.
● black	113492
○ white	113512
● aluminium brushed	111362

Variant	Item no.
● black	113482
○ white	113502
● aluminium brushed	111352

Rec. accessory	Item no.
Transformer	461157





D - A+



E - A++



NEW TRIA 2
QR111, clip springs, low voltage



NEW TRIA 2
QPAR111, clip springs, 240V

Lamp details

G53 QR111 2x 75W max.
optional: LED

Lamp details

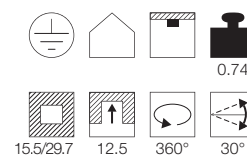
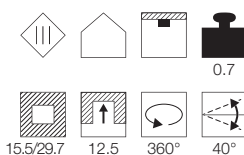
GU10 QPAR111 2x 75W max.
optional: LED

Product details

12V ~50Hz
Material: aluminium
L: 31.5 cm W: 16.5 cm H: 12.5 cm

Product details

230V ~50Hz
Material: aluminium
L: 31.5 cm W: 16.5 cm H: 12.5 cm

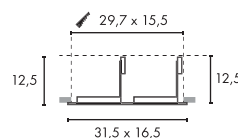
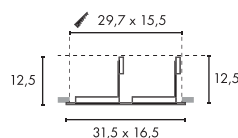


Note

Clip springs
Material thickness, mounting surface: 30 mm

Note

Clip springs
Material thickness, mounting surface: 30 mm



Rec. accessory	Item no.
Transformer	461157

LED Upgrade	Item no.
LED G53 11W 45° 2800K 470lm EEL=A 12kWh/1000h	570042

LED Upgrade	Item no.
LED GU10 17.5W 30° 2700K 880lm EEL=A 18kWh/1000h	551642

Variant	Item no.
● matt black	113810
○ matt white	113811
● aluminium brushed	111372

Variant	Item no.
● matt black	113840
○ matt white	113841
● aluminium brushed	111382





E - A++



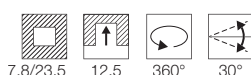
NEW TRIA 3
QPAR51, clip springs, 240V

Lamp details

GU10 QPAR51 3x 50W max.
optional: LED

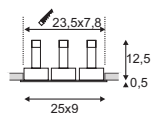
Product details

230V ~50Hz
Material: aluminium
L: 25 cm W: 9 cm H: 12 cm



Note

Clip springs
Material thickness, mounting surface: 30 mm



LED Upgrade

LED GU10 4.3W 40°
2700K 245lm EEL=A+
5kWh/1000h
Item no. 551252

Variant	Item no.
● black	113493
○ white	113513
● aluminium brushed	111363



D - A+



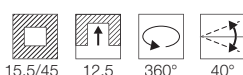
NEW TRIA 3
QR111, clip springs, low voltage

Lamp details

G53 QR111 3x 75W max.
optional: LED

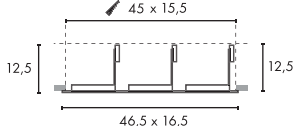
Product details

12V ~50Hz
Material: aluminium
L: 46.5 cm W: 16.5 cm H: 12.5 cm



Note

Clip springs
Material thickness, mounting surface: 30 mm



Rec. accessory	Item no.
Transformer	461157

LED Upgrade

LED G53 11W 45°
2800K 470lm EEL=A
12kWh/1000h
Item no. 570042

Variant	Item no.
● matt black	113820
○ matt white	113821
● aluminium brushed	111373



E - A++



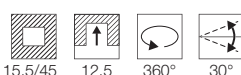
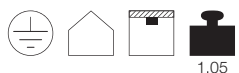
NEW TRIA 3
QPAR111, clip springs, 240V

Lamp details

GU10 QPAR111 3x 75W max.
optional: LED

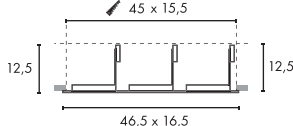
Product details

230V ~50Hz
Material: aluminium
L: 46.5 cm W: 16.5 cm H: 12.5 cm



Note

Clip springs
Material thickness, mounting surface: 30 mm



LED Upgrade

LED GU10 17.5W 30°
2700K 880lm EEL=A
18kWh/1000h
Item no. 551642

Variant	Item no.
● matt black	113850
○ matt white	113851
● aluminium brushed	111383





E - A++



NEW TRIA XL
QPAR51, clip springs, 240V

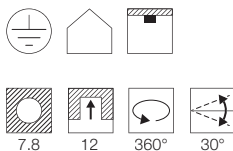
- Large edge to cover over cutting mistakes

Lamp details

GU10 QPAR51 50W max.
optional: LED

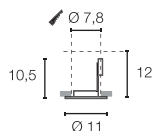
Product details

230V ~50Hz
Material: aluminium
H: 10.5 cm



Note

Clip springs
Material thickness, mounting surface: 18 mm



LED Upgrade

LED GU10 6.5W 36°
3000K 520lm EEL=A+
7kWh/1000h
Item no. 551273

Variant	Item no.
Ø: 11 cm 0.19 kg	
● matt black	113440
○ matt white	113441
● aluminium brushed	113446



E - A++



NEW TRIA XL
QPAR51, clip springs, 240V

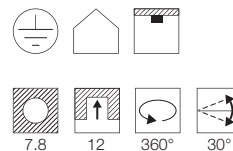
- Large edge to cover over cutting mistakes

Lamp details

GU10 QPAR51 50W max.
optional: LED

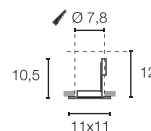
Product details

230V ~50Hz
Material: aluminium
H: 10.5 cm



Note

Clip springs
Material thickness, mounting surface: 18 mm



LED Upgrade

LED GU10 6.5W 36°
3000K 520lm EEL=A+
7kWh/1000h
Item no. 551273

Variant	Item no.
L: 11 cm W: 11 cm 0.21 kg	
● matt black	113450
○ matt white	113451
● aluminium brushed	113456





A - A++



NEW TRIA MINI
LED, clip springs, 240V

- Premium LED

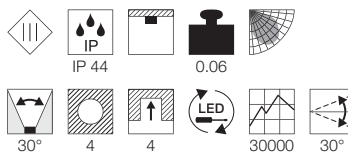
Lamp details



LED 1x 2.2W 3000K CRI80


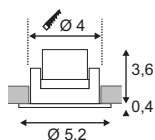
Product details

700mA
Material: aluminium
H: 3.6 cm



Note

Material thickness, mounting surface: 20 mm



A - A++



NEW TRIA MINI
LED, clip springs, 240V

- Premium LED

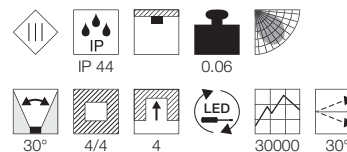
Lamp details



LED 1x 2.2W 3000K CRI80

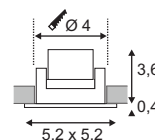
Product details

700mA
Material: aluminium
H: 3.6 cm



Note

Material thickness, mounting surface: 20 mm



Rec. accessory	Item no.
LED driver	464030
● Multiway connector 3-way	111830
● Multiway connector 6-way	111831
Cable extension 1m	111832

Variant	Item no.
143lm Ø: 5.2 cm	
● matt black	113980
○ matt white	113981
143lm Ø: 5.2 cm	
● aluminium brushed	113986

Rec. accessory	Item no.
LED driver	464030
● Multiway connector 3-way	111830
● Multiway connector 6-way	111831
Cable extension 1m	111832

Variant	Item no.
143lm L: 5.2 cm W: 5.2 cm	
● matt black	114410
○ matt white	114411
143lm L: 5.2 cm W: 5.2 cm	
● aluminium brushed	114416



E - A++



NEW TRIA 68
QPAR51, clip springs, 240V

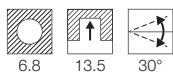
- Ceiling cut-out diameter 68 mm
- Suitable for standard drill bits

Lamp details

GU10 QPAR51 50W max.
optional: LED

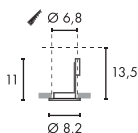
Product details

230V ~50Hz
Material: aluminium
H: 11 cm



Note

Clip springs
Material thickness, mounting surface: 20 mm



LED Upgrade

LED GU10 7W 36°
3000K 520lm EEL=A+
7kWh/1000h
Item no. 551283



Variant	Item no.
Ø: 8.2 cm 0.13 kg	
● black	113460
Ø: 8.2 cm 0.13 kg	
○ white	113461
Ø: 8.2 cm 0.13 kg	
● aluminium brushed	113466



E - A++



NEW TRIA 68
QPAR51, clip springs, 240V

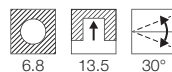
- Ceiling cut-out diameter 68 mm
- Suitable for standard drill bits

Lamp details

GU10 QPAR51 50W max.
optional: LED

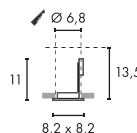
Product details

230V ~50Hz
Material: aluminium
H: 11 cm



Note

Clip springs
Material thickness, mounting surface: 20 mm



LED Upgrade

LED GU10 7W 36°
3000K 520lm EEL=A+
7kWh/1000h
Item no. 551283



Variant	Item no.
L: 8.2 cm W: 8.2 cm 0.14 kg	
● black	113470
L: 8.2 cm W: 8.2 cm 0.14 kg	
○ white	113471
L: 8.2 cm W: 8.2 cm 0.14 kg	
● aluminium brushed	113476



A - A++



NEW TRIA 68
LED, clip springs, 240V

- Premium LED
- Ceiling cut-out diameter 68 mm
- Suitable for standard drill bits

Lamp details

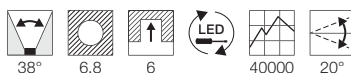


LED 1x 9W 3000K CRI80



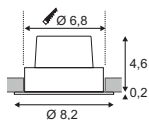
Product details

220-240V ~50/60Hz sec. 500mA
Total consumption: 12W
Material: aluminium
Ø: 8.2 cm H: 4.8 cm



Note

Clip springs
Material thickness, mounting surface: 20 mm



A - A++



NEW TRIA 68
LED, clip springs, 240V

- Premium LED
- Ceiling cut-out diameter 68 mm
- Suitable for standard drill bits

Lamp details

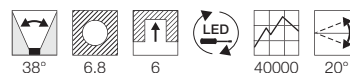
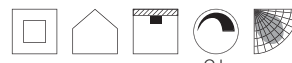


LED 1x 9W 3000K CRI80



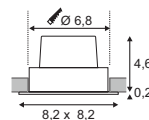
Product details

220-240V ~50/60Hz sec. 500mA
Total consumption: 12W
Material: aluminium
L: 8.2 cm W: 8.2 cm H: 4.8 cm



Note

Clip springs
Material thickness, mounting surface: 20 mm



Variant	Item no.
775lm 0.26 kg	
● matt black	114380
800lm 0.26 kg	
○ matt white	114381
800lm 0.26 kg	
● aluminium brushed	114386

Variant	Item no.
775lm 0.27 kg	
● matt black	114390
800lm 0.27 kg	
○ matt white	114391
800lm 0.27 kg	
● aluminium brushed	114396



A - A++



NEW TRIA 1 SET
LED, clip springs

- Premium LED

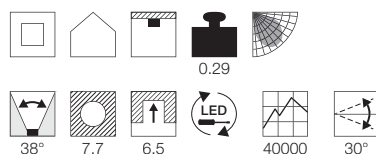
Lamp details



LED 1x 6.2W 2700K CRI>80

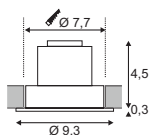
Product details

220-240V ~50/60Hz sec. 350mA
Total consumption: 9.1W
Material: aluminium
H: 6.5 cm



Note

Material thickness, mounting surface: 20 mm



Variant	Item no.
2700K 575lm Ø: 9.3 cm	
● matt black	113870
2700K 600lm Ø: 9.3 cm	
○ white	113871
2700K 600lm Ø: 9.3 cm	
● aluminium brushed	113876



A - A++



NEW TRIA 1 SET
LED, clip springs

- Premium LED

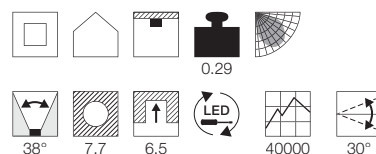
Lamp details



LED 1x 6.2W 2700K CRI>80

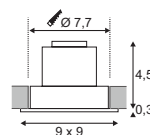
Product details

220-240V ~50/60Hz sec. 350mA
Total consumption: 9.1W
Material: aluminium
H: 6.5 cm



Note

Material thickness, mounting surface: 20 mm



Variant	Item no.
2700K 575lm L: 9 cm W: 9 cm	
● matt black	113880
2700K 600lm L: 9 cm W: 9 cm	
○ white	113881
2700K 600lm L: 9 cm W: 9 cm	
● aluminium brushed	113886



A - A++



NEW TRIA 1 SET
LED, clip springs

- Premium LED

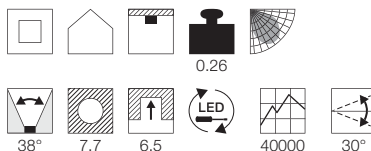
Lamp details



LED 1x 6.2W 3000K CRI>80

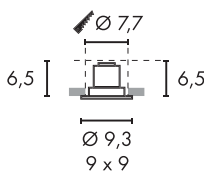
Product details

220-240V ~50/60Hz sec. 350mA
Total consumption: 9.1W
Material: aluminium/plastic
H: 4.8 cm



Note

Material thickness, mounting surface: 20 mm



Variant	Item no.
3000K 600lm Ø: 9.3 cm	
● matt black	113900
3000K 625lm Ø: 9.3 cm	
○ white	113901
3000K 625lm Ø: 9.3 cm	
● aluminium brushed	113906



A - A++



NEW TRIA 1 SET
LED, clip springs

- Premium LED

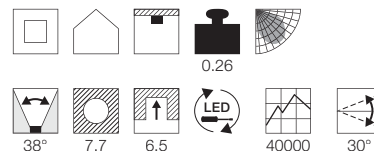
Lamp details



LED 1x 6.2W 3000K CRI>80

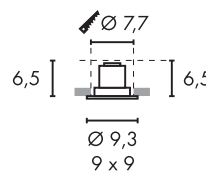
Product details

220-240V ~50/60Hz sec. 350mA
Total consumption: 9.1W
Material: aluminium/plastic
H: 4.8 cm



Note

Material thickness, mounting surface: 20 mm



Variant	Item no.
3000K 600lm L: 9 cm W: 9 cm	
● matt black	113910
3000K 625lm L: 9 cm W: 9 cm	
○ white	113911
3000K 625lm L: 9 cm W: 9 cm	
● aluminium brushed	113916



A - A++



NEW TRIA MINI SET
LED, clip springs, 240V

- Premium LED

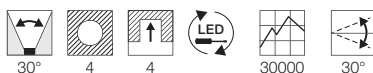
Lamp details



LED 1x 2.2W 3000K CRI80

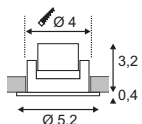
Product details

220-240V ~50/60Hz sec. 700mA
Total consumption: 4.4W
Material: aluminium
H: 3.6 cm



Note

Material thickness, mounting surface: 20 mm



Variant	Item no.
143lm Ø: 5.2 cm 0.1 kg ● black	113970
143lm Ø: 5.2 cm 0.1 kg ○ matt white	113971
143lm Ø: 5.2 cm 0.1 kg ● aluminium brushed	113976



A - A++



NEW TRIA MINI SET
LED, clip springs, 240V

- Premium LED

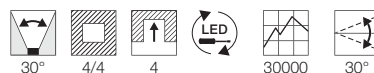
Lamp details



LED 1x 2.2W 3000K CRI80

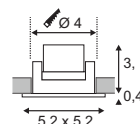
Product details

220-240V ~50/60Hz sec. 700mA
Total consumption: 4.4W
Material: aluminium
H: 3.6 cm



Note

Material thickness, mounting surface: 20 mm



Variant	Item no.
143lm L: 5.2 cm W: 5.2 cm 0.11 kg ● matt black	114400
143lm L: 5.2 cm W: 5.2 cm 0.11 kg ○ matt white	114401
143lm L: 5.2 cm W: 5.2 cm 0.11 kg ● aluminium brushed	114406



A - A++



NEW TRIA DISK
LED, clip springs, 240V

Lamp details

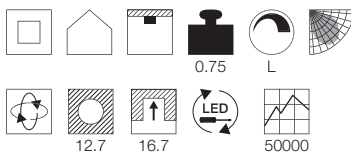


LED 1x 11W 4000K CRI80



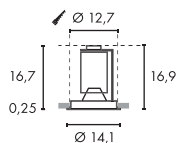
Product details

230V ~50/60Hz
Material: aluminium
Ø: 14.1 cm H: 16.9 cm



Note

Clip springs
Material thickness, mounting surface: 20 mm



A - A++



NEW TRIA DISK
LED, clip springs, 240V

Lamp details

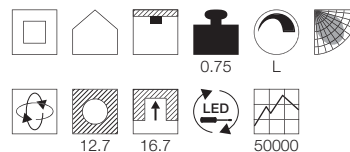


LED 1x 12W 2700K CRI80



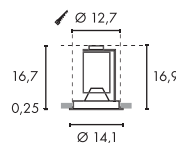
Product details

230V ~50/60Hz
Material: aluminium
Ø: 14.1 cm H: 16.9 cm



Note

Clip springs
Material thickness, mounting surface: 20 mm



Variant	Item no.
11W 4000K 850lm 35°	
○ matt white	113561
11W 4000K 850lm 35°	
● silver-grey	113564
11W 4000K 850lm 60°	
○ matt white	113571
11W 4000K 850lm 60°	
● silver-grey	113574

Variant	Item no.
12W 2700K 800lm 35°	
○ matt white	113581
12W 2700K 800lm 35°	
● silver-grey	113584
12W 2700K 800lm 60°	
○ matt white	113591
12W 2700K 800lm 60°	
● silver-grey	113594



A - A++



NEW TRIA 1 SET
LED, clip springs

- Ceiling cut-out diameter 68 mm
- Low installation depth

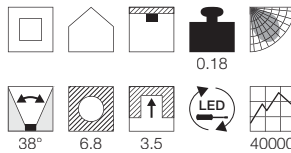
Lamp details



LED 1x 3W 3000K CRI80

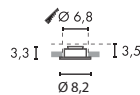
Product details

220-240V ~50/60Hz sec. 350mA
Total consumption: 5.21W
Material: aluminium
H: 3.3 cm



Note

Clip springs
Material thickness, mounting surface: 20 mm



A - A++



NEW TRIA 1 SET
LED, clip springs

- Ceiling cut-out diameter 68 mm
- Low installation depth

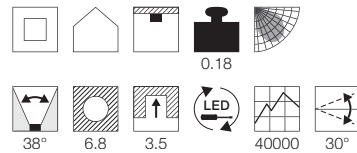
Lamp details



LED 1x 3W 3000K CRI80

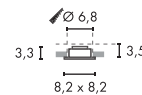
Product details

220-240V ~50/60Hz sec. 350mA
Total consumption: 5.21W
Material: aluminium
H: 3.3 cm



Note

Clip springs
Material thickness, mounting surface: 20 mm



Variant	Item no.
300lm Ø: 8.2 cm	
○ white	113951
300lm Ø: 8.2 cm	
● aluminium brushed	113956

Variant	Item no.
300lm L: 8.2 cm W: 8.2 cm	
○ white	113961
300lm L: 8.2 cm W: 8.2 cm	
● aluminium brushed	113966



A - A++



**NEW TRIA 1 SET
LED**

- Premium LED
- Low installation depth

Lamp details

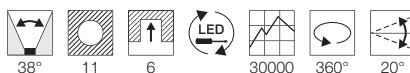


LED 1x 13W CRI80



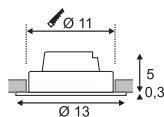
Product details

200-240V ~50/60Hz sec. 350mA
 Total consumption: 16W
 Material: aluminium
 H: 5.3 cm



Note

Material thickness, mounting surface: 20 mm



A - A++



**NEW TRIA 1 SET
LED**

- Premium LED
- Low installation depth

Lamp details

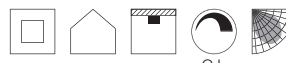


LED 1x 13W CRI80



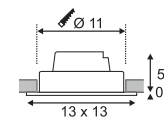
Product details

200-240V ~50/60Hz sec. 350mA
 Total consumption: 16W
 Material: aluminium
 H: 5.3 cm




Note

Material thickness, mounting surface: 20 mm



Variant	Item no.
2700K 1010lm Ø: 13 cm 0.45 kg	
● black	114220
2700K 1030lm Ø: 13 cm 0.45 kg	
○ white	114221
2700K 1030lm Ø: 13 cm 0.45 kg	
● aluminium brushed	114226
3000K 1100lm Ø: 13 cm 0.45 kg	
● black	114230
3000K 1120lm Ø: 13 cm 0.45 kg	
○ white	114231
3000K 1120lm Ø: 13 cm 0.45 kg	
● aluminium brushed	114236

Variant	Item no.
2700K 1010lm L: 13 cm W: 13 cm 0.5 kg	
● black	114240
2700K 1030lm L: 13 cm W: 13 cm 0.5 kg	
○ white	114241
2700K 1030lm L: 13 cm W: 13 cm 0.5 kg	
● aluminium brushed	114246
3000K 1100lm L: 13 cm W: 13 cm 0.5 kg	
● black	114250
3000K 1120lm L: 13 cm W: 13 cm 0.5 kg	
○ white	114251
3000K 1120lm L: 13 cm W: 13 cm 0.5 kg	
● aluminium brushed	114256



A - A++



NEW TRIA 1 SET LED

- Premium LED
- Low installation depth
- Higher luminous flux

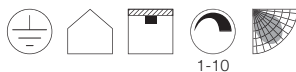
Lamp details

LED 1x 24.5W CRI80



Product details

100-240V ~50/60Hz sec. 700mA
 Total consumption: 29W
 Material: aluminium
 H: 9.5 cm

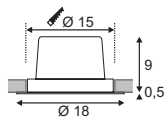


1-10



Note

Material thickness, mounting surface: 20 mm



A - A++



NEW TRIA 1 SET LED

- Premium LED
- Low installation depth
- Higher luminous flux

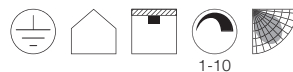
Lamp details

LED 1x 24.5W CRI80

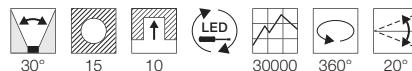


Product details

100-240V ~50/60Hz sec. 700mA
 Total consumption: 29W
 Material: aluminium
 H: 9.5 cm

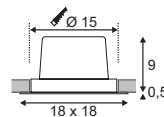


1-10




Note

Material thickness, mounting surface: 20 mm



Variant	Item no.
2700K 2210lm Ø: 18 cm	0.95 kg
● black	114260
2700K 2275lm Ø: 18 cm	0.95 kg
○ white	114261
2700K 2275lm Ø: 18 cm	0.95 kg
● aluminium brushed	114266
3000K 2425lm Ø: 18 cm	0.95 kg
● black	114270
3000K 2500lm Ø: 18 cm	0.95 kg
○ white	114271
3000K 2500lm Ø: 18 cm	0.95 kg
● aluminium brushed	114276

Variant	Item no.
2700K 2210lm L: 18 cm W: 18 cm	1 kg
● black	114280
2700K 2275lm L: 18 cm W: 18 cm	1 kg
○ white	114281
2700K 2275lm L: 18 cm W: 18 cm	1 kg
● aluminium brushed	114286
3000K 2425lm L: 18 cm W: 18 cm	1 kg
● black	114290
3000K 2500lm L: 18 cm W: 18 cm	1 kg
○ white	114291
3000K 2500lm L: 18 cm W: 18 cm	1 kg
● aluminium brushed	114296



A - A++



A - A++



**NEW TRIA 2 SET
LED**

- Premium LED

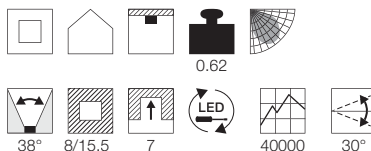
Lamp details



LED 2x 6.2W CRI80

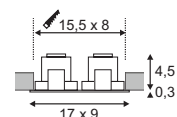
Product details

220-240V ~50/60Hz sec. 350mA
Total consumption: 14.7W
Material: aluminium
L: 17 cm W: 9 cm H: 4.8 cm



Note

Material thickness, mounting surface: 30 mm



**NEW TRIA 3 SET
LED**

- Premium LED

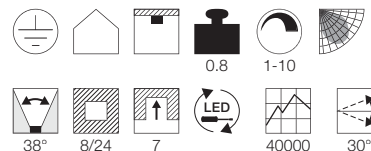
Lamp details



LED 3x 9.3W CRI80

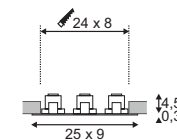
Product details

100-240V ~50/60Hz sec. 500mA
Total consumption: 29.5W
Material: aluminium
L: 25 cm W: 9 cm H: 4.8 cm



Note

Material thickness, mounting surface: 30 mm



Variant	Item no.
2700K 1150lm	
● matt black	113890
2700K 1200lm	
○ white	113891
2700K 1200lm	
● aluminium brushed	113896
3000K 1150lm	
● matt black	113920
3000K 1200lm	
○ white	113921
3000K 1200lm	
● aluminium brushed	113926

Variant	Item no.
2700K 2300lm	
● matt black	114200
2700K 2400lm	
○ matt white	114201
2700K 2400lm	
● aluminium brushed	114206
3000K 2400lm	
● matt black	114210
3000K 2500lm	
○ matt white	114211
3000K 2500lm	
● aluminium brushed	114216





E - A++



E - A++



E - A++



KADUX 1
QPAR51

- Sturdy luminaire housing

Lamp details

GU10 QPAR51 50W max.
optional: LED

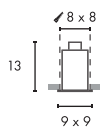
Product details

230V ~50Hz
Material: aluminium/steel
H: 13 cm



Note

Material thickness, mounting surface: 30 mm



LED Upgrade

LED GU10 7W 36°
3000K 520lm EEL=A+
7kWh/1000h
Item no. 551283



Variant	Item no.
L: 9 cm W: 9 cm 0.35 kg ● matt black	115510
L: 9 cm W: 9 cm 0.35 kg ○ matt white	115511
L: 9 cm W: 9 cm 0.35 kg ● aluminium brushed	115516



KADUX 2
QPAR51

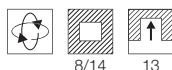
- Sturdy luminaire housing

Lamp details

GU10 QPAR51 2x 50W max.
optional: LED

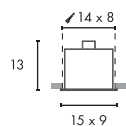
Product details

230V ~50Hz
Material: aluminium/steel
H: 13 cm



Note

Material thickness, mounting surface: 30 mm



LED Upgrade

LED GU10 7W 36°
3000K 520lm EEL=A+
7kWh/1000h
Item no. 551283



Variant	Item no.
L: 15 cm W: 9 cm 0.55 kg ● matt black	115520
L: 15 cm W: 9 cm 0.55 kg ○ matt white	115521
L: 15 cm W: 9 cm 0.55 kg ● aluminium brushed	115526



KADUX 3
QPAR51

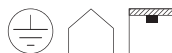
- Sturdy luminaire housing

Lamp details

GU10 QPAR51 3x 50W max.
optional: LED

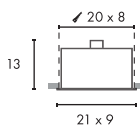
Product details

230V ~50Hz
Material: aluminium/steel
H: 13 cm



Note

Material thickness, mounting surface: 30 mm



LED Upgrade

LED GU10 7W 36°
3000K 520lm EEL=A+
7kWh/1000h
Item no. 551283



Variant	Item no.
L: 21 cm W: 9 cm 0.75 kg ● matt black	115530
L: 21 cm W: 9 cm 0.75 kg ○ matt white	115531
L: 21 cm W: 9 cm 0.75 kg ● aluminium brushed	115536





E - A++



E - A++



E - A++



KADUX 1
QPAR111

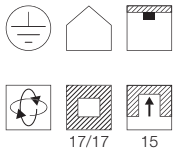
- Sturdy luminaire housing

Lamp details

GU10 QPAR111 75W max.
optional: LED

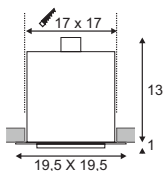
Product details

230V ~50Hz
Material: aluminium/steel
H: 14 cm



Note

Material thickness, mounting surface: 25 mm



LED Upgrade

LED GU10 17.5W 30°
2700K 880lm EEI=A
18kWh/1000h
Item no. 551642



Variant	Item no.
L: 19.5 cm W: 19.5 cm 1.1 kg	
● matt black	115540
L: 19.5 cm W: 19.5 cm 1.1 kg	
○ matt white	115541
L: 19.5 cm W: 19.5 cm 1.1 kg	
● aluminium brushed	115546



KADUX 2
QPAR111

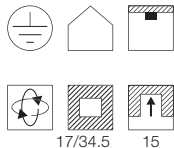
- Sturdy luminaire housing

Lamp details

GU10 QPAR111 2x 75W max.
optional: LED

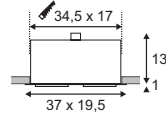
Product details

230V ~50Hz
Material: aluminium/steel
H: 14 cm



Note

Material thickness, mounting surface: 25 mm



LED Upgrade

LED GU10 17.5W 30°
2700K 880lm EEI=A
18kWh/1000h
Item no. 551642



Variant	Item no.
L: 37 cm W: 19.5 cm 1.9 kg	
● matt black	115550
L: 37 cm W: 19.5 cm 1.9 kg	
○ matt white	115551
L: 37 cm W: 19.5 cm 1.9 kg	
● aluminium brushed	115556



KADUX 3
QPAR111

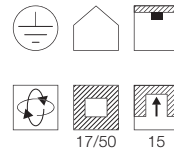
- Sturdy luminaire housing

Lamp details

GU10 QPAR111 3x 75W max.
optional: LED

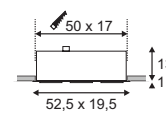
Product details

230V ~50Hz
Material: aluminium/steel
H: 14 cm



Note

Material thickness, mounting surface: 25 mm



LED Upgrade

LED GU10 17.5W 30°
2700K 880lm EEI=A
18kWh/1000h
Item no. 551642



Variant	Item no.
L: 52.5 cm W: 19.5 cm 2.7 kg	
● matt black	115560
L: 52.5 cm W: 19.5 cm 2.7 kg	
○ matt white	115561
L: 52.5 cm W: 19.5 cm 2.7 kg	
● aluminium brushed	115566





A - A++



A - A++



A - A++



KADUX 1 SET
LED

- Sturdy luminaire housing
- Premium LED

Lamp details

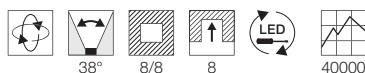


LED 1x 6.2W 3000K CRI80



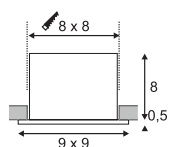
Product details

200-240V ~50/60Hz sec. 350mA
Total consumption: 9W
Material: aluminium/steel
L: 9 cm W: 9 cm H: 8.5 cm



Note

Material thickness, mounting surface: 30 mm



KADUX 2 SET
LED

- Sturdy luminaire housing
- Premium LED

Lamp details

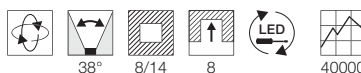


LED 2x 6.2W 3000K CRI80



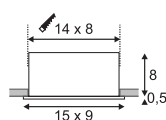
Product details

200-240V ~50/60Hz sec. 350mA
Total consumption: 15W
Material: aluminium/steel
L: 15 cm W: 9 cm H: 8.5 cm



Note

Material thickness, mounting surface: 30 mm



KADUX 3 SET
LED

- Sturdy luminaire housing
- Premium LED

Lamp details

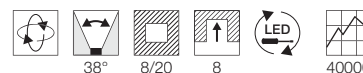


LED 3x 6.2W 3000K CRI80



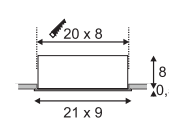
Product details

200-240V ~50/60Hz sec. 350mA
Total consumption: 22W
Material: aluminium/steel
L: 21 cm W: 9 cm H: 8.5 cm



Note

Material thickness, mounting surface: 30 mm



Variant	Item no.
600lm	
● matt black	115700
625lm	
○ matt white	115701
625lm	
● aluminium brushed	115706

Variant	Item no.
1150lm	
● matt black	115710
1200lm	
○ matt white	115711
1200lm	
● aluminium brushed	115716

Variant	Item no.
1750lm	
● matt black	115720
1830lm	
○ matt white	115721
1830lm	
● aluminium brushed	115726





A - A++



KADUX 1 SET
LED

- Sturdy luminaire housing
- Premium LED

Lamp details

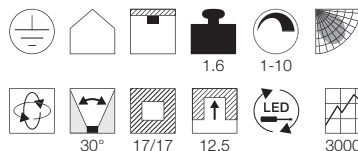


LED 1x 24.5W 3000K CRI80



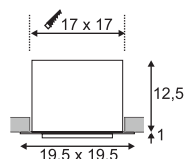
Product details

100-240V ~50/60Hz sec. 700mA
 Total consumption: 29W
 Material: aluminium/steel
 L: 19.5 cm W: 19.5 cm H: 12.5 cm



Note

Material thickness, mounting surface: 25 mm



A - A++



KADUX 2 SET
LED

- Sturdy luminaire housing
- Premium LED

Lamp details

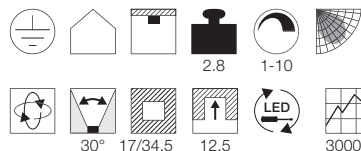


LED 2x 24.5W 3000K CRI80



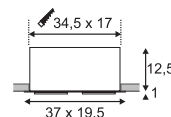
Product details

100-240V ~50/60Hz sec. 1400mA
 Total consumption: 54W
 Material: aluminium/steel
 L: 37 cm W: 19.5 cm H: 12.5 cm



Note

Material thickness, mounting surface: 25 mm



Rec. accessory	Item no.
Dimmer	470505

Variant	Item no.
2425lm	
● matt black	115730
2500lm	
○ matt white	115731
2500lm	
● aluminium brushed	115736

Rec. accessory	Item no.
Dimmer	470505

Variant	Item no.
5200lm	
● matt black	115740
5300lm	
○ matt white	115741
5300lm	
● aluminium brushed	115746





E - A++



E - A++



E - A++



AIXLIGHT® 1 QPAR111

- Flat design

Lamp details

GU10 QPAR111 75W max.
optional: LED

Product details

230V ~50Hz
Material: steel
H: 14 cm



18/18

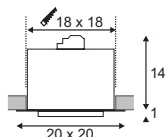
14

Series available in other variants

Aixlight luminaire family, see pages 022–031.

Note

Material thickness, mounting surface: 25 mm



AIXLIGHT® 2 QPAR111

- Flat design

Lamp details

GU10 QPAR111 2x 75W max.
optional: LED

Product details

230V ~50Hz
Material: steel
H: 14 cm



18/35.5

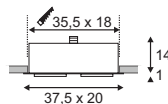
14

Series available in other variants

Aixlight luminaire family, see pages 022–031.

Note

Material thickness, mounting surface: 25 mm



AIXLIGHT® 3 QPAR111

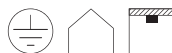
- Flat design

Lamp details

GU10 QPAR111 3x 75W max.
optional: LED

Product details

230V ~50Hz
Material: steel/aluminium
H: 14 cm



18/51

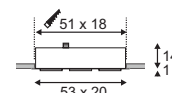
14

Series available in other variants

Aixlight luminaire family, see pages 022–031.

Note

Material thickness, mounting surface: 25 mm



LED Upgrade

LED GU10 17.5W 30°
2700K 880lm EEL=A
18kWh/1000h
Item no. 551642



LED Upgrade

LED GU10 17.5W 30°
2700K 880lm EEL=A
18kWh/1000h
Item no. 551642



LED Upgrade

LED GU10 17.5W 30°
2700K 880lm EEL=A
18kWh/1000h
Item no. 551642



Variant	Item no.
L: 20 cm W: 20 cm 1.35 kg ● chrome/black	154602

Variant	Item no.
L: 37.5 cm W: 20 cm 2.2 kg ● chrome/black	154612

Variant	Item no.
L: 53 cm W: 20 cm 3.05 kg ● chrome/black	154642





D - A+



D - A+



D - A+



AIXLIGHT® 1 QR111

- Flat design

Lamp details

G53 QR111 50W max.
optional: LED

Product details

12V AC
Material: steel
H: 14 cm



Series available in other variants

Aixlight luminaire family. see pages 022–031.

Note

Material thickness, mounting surface: 25 mm

Rec. accessory **Item no.**

Transformer **461157**

LED Upgrade

LED G53 11W 24°
3000K 580lm EEL=A
13kWh/1000h
Item no. 560263



Variant **Item no.**

L: 20 cm W: 20 cm 1.2 kg
● chrome/black **154622**

AIXLIGHT® 2 QR111

- Flat design

Lamp details

G53 QR111 2x 50W max.
optional: LED

Product details

12V AC
Material: steel
H: 14 cm



Series available in other variants

Aixlight luminaire family. see pages 022–031.

Note

Material thickness, mounting surface: 25 mm

Rec. accessory **Item no.**

Transformer **461157**

LED Upgrade

LED G53 11W 24°
3000K 580lm EEL=A
13kWh/1000h
Item no. 560263



Variant **Item no.**

L: 37.5 cm W: 20 cm 2.1 kg
● chrome/black **154632**

AIXLIGHT® 3 QR111

- Flat design

Lamp details

G53 QR111 3x 50W max.

Product details

12V AC
Material: steel/aluminium
H: 14 cm



Series available in other variants

Aixlight luminaire family. see pages 022–031.

Note

Material thickness, mounting surface: 25 mm

Rec. accessory **Item no.**

Transformer **461157**

LED Upgrade

LED G53 11W 24°
3000K 580lm EEL=A
13kWh/1000h
Item no. 560263



Variant **Item no.**

L: 53 cm W: 20 cm 2.85 kg
● chrome/black **154652**



A - A++



NEW

AIXLIGHT® 1 LED

- Flat design
- Premium LED

Lamp details

LED 1x 24.5W 3000K CRI80



Product details

100-240V ~50/60Hz sec. 700mA
 Total consumption: 29W
 Material: aluminium/steel
 H: 13 cm

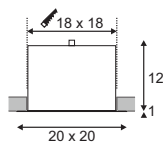


Series available in other variants

Aixlight luminaire family, see pages 022-031.

Note

Material thickness, mounting surface: 25 mm



A - A++



NEW

AIXLIGHT® 2 LED

- Flat design
- Premium LED

Lamp details

LED 2x 24.5W 3000K CRI80



Product details

100-240V ~50/60Hz sec. 1400mA
 Total consumption: 54W
 Material: aluminium/steel
 H: 13 cm

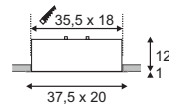


Series available in other variants

Aixlight luminaire family, see pages 022-031.



Note

Material thickness, mounting surface: 25 mm



Variant	Item no.
2425lm L: 20 cm W: 20 cm 1.95 kg ● chrome/black	154662

Variant	Item no.
5200lm L: 37.5 cm W: 20 cm 3.3 kg ● chrome/black	154672



Installation frame

1 FRAME

2 FRAME

1 FRAMELESS

2 FRAMELESS

				
Material	Steel	Steel	Steel	Steel
Col.	silver-grey	silver-grey	black	black
Length	10cm	17.3cm	10.2cm	18.8cm
Width	10cm	10cm	10.2cm	10.2cm
Depth	10cm	10cm	10.5cm	10.5cm
Inst. L	8.5cm	16cm	12.5cm	12.5cm
Inst. W	8.5cm	8.5cm	12.5cm	21cm
Inst. D	13cm	13cm	13cm	13cm
Weight	0.33kg	0.45kg	0.77kg	1.09kg
Item no.	115304	115314	115351	115352

Note Compatible luminaire module: 115414. Compatible luminaire module: 115414. Compatible luminaire module: 115414. Compatible luminaire module: 115414.



Installation frame


1 FRAME

2 FRAME

3 FRAME

			
Material	Steel	Steel	Steel
Col.	silver-grey	silver-grey	silver-grey
Length	17.5cm	31.5cm	45.5cm
Width	17.5cm	17.5cm	17.5cm
Depth	19cm	19cm	19cm
Inst. L	15.5cm	29.5cm	43.5cm
Inst. W	15.5cm	15.5cm	15.5cm
Inst. D	21cm	21cm	21cm
Weight	1kg	1.45kg	1kg
Item no.	115104	115114	115124

Note Professional, modular ceiling mounting system for hollow ceilings. Suitable for all Aixlight® Pro modules.






Installation frame

1 FRAMELESS

2 FRAMELESS

3 FRAMELESS

			
Material	Steel	Steel	Steel
Col.	black	black	black
Length	15.5cm	31.5cm	46.5cm
Width	15.5cm	15.5cm	15.5cm
Depth	18.5cm	18.5cm	18.5cm
Inst. L	19cm	35cm	50cm
Inst. W	19cm	19cm	19cm
Inst. D	23cm	23cm	23cm
Weight	2.15kg	3.5kg	4.8kg
Item no.	115151	115152	115153

Note Professional, modular ceiling mounting system for hollow ceilings. Suitable for all Aixlight® Pro modules.



Installation frame

1 FRAME

1 FRAME

2 FRAME

2 FRAME

Material	Steel	Steel	Steel	Steel
Col.	matt white	silver-grey	matt white	silver-grey
Diameter	17.5cm	17.5cm	-	-
Length	-	-	35cm	35cm
Width	-	-	17.5cm	17.5cm
Depth	12.5cm	12.5cm	12.5cm	12.5cm
Inst. Ø	16cm	16cm	-	-
Inst. L	-	-	33cm	33cm
Inst. W	-	-	15.5cm	15.5cm
Inst. D	14cm	14cm	14cm	14cm
Weight	0.5kg	0.5kg	1.11kg	1.11kg
Item no.	115601	115604	115611	115614

Note Compatible luminaire modules:115001, 115004, 115011, 115014. Compatible luminaire modules:115001, 115004, 115011, 115014. Compatible luminaire modules:115001, 115004, 115011, 115014. Compatible luminaire modules:115001, 115004, 115011, 115014.



Installation frame

1 FRAME

1 FRAME

2 FRAME

2 FRAME

Material	Steel	Steel	Steel	Steel
Col.	matt white	silver-grey	matt white	silver-grey
Diameter	17.5cm	17.5cm	-	-
Length	-	-	35cm	35cm
Width	-	-	17.5cm	17.5cm
Depth	18.5cm	18.5cm	18.5cm	18.5cm
Inst. Ø	15.5cm	15.5cm	-	-
Inst. L	-	-	33cm	33cm
Inst. W	-	-	15.5cm	15.5cm
Inst. D	20cm	20cm	20cm	20cm
Weight	0.85kg	0.85kg	1.5kg	0.85kg
Item no.	115641	115644	115651	115654

Note Professional, modular ceiling mounting system for hollow ceilings. Suitable for all Aixlight® Pro modules.



Installation frame

	1 FRAME	2 FRAME
Material	Steel	Steel
Col.	black	black
Diameter	15.5cm	-
Length	-	32.5cm
Width	-	15.5cm
Depth	18cm	18cm
Inst. Ø	19cm	-
Inst. L	-	36cm
Inst. W	-	19cm
Inst. D	20cm	20cm
Weight	1.1kg	2.7kg
Item no.	115674	115684

Note

Professional, modular ceiling mounting system for hollow ceilings. Suitable for all Aixlight® Pro modules.



Installation frame

	1 FRAME	2 FRAME
Material	Steel	Steel
Col.	black	black
Diameter	15.5cm	-
Length	-	32.5cm
Width	-	15.5cm
Depth	12cm	12cm
Inst. Ø	19cm	-
Inst. L	-	36cm
Inst. W	-	19cm
Inst. D	14cm	14cm
Weight	0.78kg	1.72kg
Item no.	115624	115634

Note

Compatible luminaire modules: 115001, 115004, 115011, 115014.

Compatible luminaire modules: 115001, 115004, 115011, 115014.





E - A++



GU10 MODULE for AIXLIGHT® Pro 50

Lamp details

GU10 QPAR51 50W max.
 Ø: 5 max. L: 5.7 cm max.
 optional: LED

Product details

230V ~50Hz
 Material: aluminium/plastic
 Ø: 7 cm H: 2.5 cm



Series available in other variants

Aixlight luminaire family, see pages 022–031.

LED Upgrade

LED GU10 6.5W 36°
 3000K 520lm EEL=A+
 7kWh/1000h
 Item no. 551273

Variant	Item no.
● silver-grey	115414



D - A+



QR111 MODULE MOVE
for AIXLIGHT® Pro

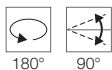
- Particularly large tilt range

Lamp details

G53 QR111 75W max.

Product details

12V ~50Hz
Material: aluminium/plastic
Ø: 13.5 cm H: 17-22.5 cm



Series available in other variants

Aixlight luminaire family, see pages 022–031.

Note

Not suitable for flat installation frames.

Rec. accessory	Item no.
Trim plate, white	115600

Rec. lamp

G53 50W 24°
3000K 650lm EEL=B
53kWh/1000h
Item no. 545752



Variant	Item no.
○ matt white	115071
● silver-grey/black	115074



D - A+



QR111 MODULE
for AIXLIGHT® Pro

Lamp details

G53 QR111 75W max.

Product details

12V ~50Hz
Material: aluminium/plastic
Ø: 13.5 cm H: 6 cm



Series available in other variants

Aixlight luminaire family, see pages 022–031.

Rec. accessory	Item no.
Trim plate, white	115600

Rec. lamp

G53 50W 24°
3000K 650lm EEL=B
53kWh/1000h
Item no. 545752



Variant	Item no.
○ matt white	115001
● silver-grey	115004



E - A++



QPAR111 MODULE
for AIXLIGHT® Pro

Lamp details

GU10 QPAR111 75W max.
optional: LED

Product details

230V ~50Hz
Material: aluminium/plastic
Ø: 13.5 cm H: 11.5 cm



Series available in other variants

Aixlight luminaire family, see pages 022–031.

Rec. accessory	Item no.
Structural glass	115170
Trim plate, white	115600

LED Upgrade

LED GU10 6.5W 38°
2700K 390lm EEL=A+
7kWh/1000h
Item no. 551882

Variant	Item no.
○ matt white	115011
● silver-grey	115014





A - A+



G12 MODULE
for AIXLIGHT® Pro

Lamp details

G12 HIT-CE 70W max.

Product details

Material: aluminium/plastic
Ø: 13.5 cm H: 14.1 cm



0.47



Series available in other variants

Aixlight luminaire family, see pages 022–031.

Note

Ballast excl.

Rec. accessory	Item no.
35W EVG HID	470360
70W EVG HID	470370
2m Connection cable	961062
Structural glass	115170
Trim plate, white	115600

Rec. lamp

G12 70W
3000K 6600lm EEL=A
80kWh/1000h
Item no. 507130

Variant	Item no.
24° ○ white/black	115041
24° ● silver-grey	115044
58° ○ white/black	115051
58° ● silver-grey	115054
8° ● silver-grey	115064



A - A++



LED DISK MODULE
for AIXLIGHT® Pro

Lamp details

LED 1x 12W 2700K CRI80



Product details

220-240V ~50/60Hz
Total consumption: 12W
Material: aluminium/plastic
Ø: 13.5 cm H: 17.5 cm



0.74

L



50°

50000

Series available in other variants

Aixlight luminaire family, see pages 022–031.

Note

Not suitable for flat installation frames.

Rec. accessory	Item no.
Trim plate, white	115600

Variant	Item no.
12W 2700K 800lm ○ matt white	115451
12W 2700K 800lm ● silver-grey/black	115454
11W 4000K 850lm ○ matt white	115461
11W 4000K 850lm ● silver-grey/black	115464



A - A++



COB LED MODULE
for AIXLIGHT® Pro

- Premium LED

Lamp details

LED 1x 35W 3000K CRI80



Product details

1050mA
Material: aluminium/Glas
Ø: 13.5 cm H: 13 cm



0.5



30000

Series available in other variants

Aixlight luminaire family, see pages 022–031.

Note

Various currents possible.
700mA/25W 2400lm, 1050mA/35W 3200lm

Rec. accessory	Item no.
36W 700mA LED driver	464803
40W 700mA LED driver	464168
40W 700mA dimmable LED driver	464174
50W 1050mA DALI dimmable LED driver	464032
40W 1050mA dimmable LED driver	464804
40W 1000mA LED driver	464170
40W 1000mA dimmable LED driver	464176
Trim plate, white	115600

Variant	Item no.
35W 3200lm 12° ○ matt white	115181
35W 3200lm 30° ○ matt white	115183
35W 3200lm 70° ○ matt white	115187
35W 3200lm 12° ● silver-grey	115191
35W 3200lm 30° ● silver-grey	115193
35W 3200lm 70° ● silver-grey	115197



E - A++



HORN-O
QPAR51

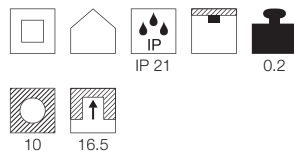
- Glare-reducing
- Small, inconspicuous collar
- Protection glass

Lamp details

GU10 QPAR51 50W max.
optional: LED

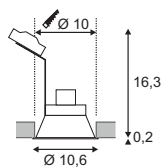
Product details

230V ~50Hz
Material: steel
Ø: 10.6 cm H: 16.5 cm



Note

Material thickness, mounting surface: 25 mm



LED Upgrade

LED GU10 4.3W 40°
2700K 355lm EEL=A+
5kWh/1000h
Item no. 560142



Variant	Item no.
● matt black	113160
○ matt white	113161



E - A++



HORN-T
QPAR51

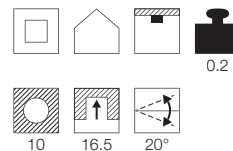
- Glare-reducing
- Small, inconspicuous collar

Lamp details

GU10 QPAR51 50W max.
optional: LED

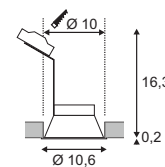
Product details

230V ~50Hz
Material: steel
Ø: 10.6 cm H: 16.5 cm



Note

Material thickness, mounting surface: 25 mm



LED Upgrade

LED GU10 4.3W 40°
2700K 355lm EEL=A+
5kWh/1000h
Item no. 560142



Variant	Item no.
● matt black	113140
○ matt white	113141



E - A++



HORN-A
QPAR51

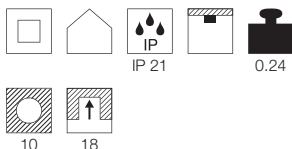
- Glare-reducing
- Small, inconspicuous collar
- Protection glass

Lamp details

GU10 QPAR51 50W max.
optional: LED

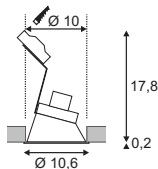
Product details

230V ~50Hz
Material: steel
Ø: 10.6 cm H: 18 cm



Note

Material thickness, mounting surface: 25 mm



LED Upgrade

LED GU10 4.3W 40°
2700K 355lm EEL=A+
5kWh/1000h
Item no. 560142



Variant	Item no.
● matt black	113150
○ matt white	113151



E - A++



HORN-T
QPAR111

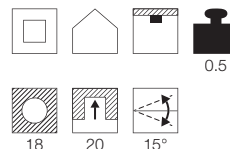
- Glare-reducing
- Small, inconspicuous collar

Lamp details

GU10 QPAR111 75W max.
optional: LED

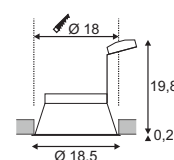
Product details

230V ~50Hz
Material: steel
Ø: 18.5 cm H: 20 cm



Note

Material thickness, mounting surface: 30 mm



LED Upgrade

LED GU10 15.5W 30°
2700K 680lm EEL=A
16kWh/1000h
Item no. 570662

Variant	Item no.
● black	113170
○ white	113171



E - A++



HORN 1
QPAR51

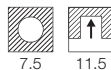
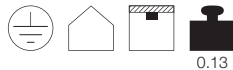
- Glare-reducing
- Small, inconspicuous collar

Lamp details

GU10 QPAR51 50W max.
optional: LED

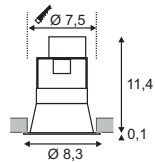
Product details

230V ~50Hz
Material: steel
Ø: 8.3 cm H: 11.5 cm



Note

Material thickness, mounting surface: 45 mm



LED Upgrade

LED GU10 4.3W 40°
2700K 245lm EEL=A+
5kWh/1000h
Item no. 551252

Variant	Item no.
● matt black	112910
○ matt white	112911



E - A++



HORN 2
QPAR51

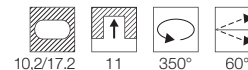
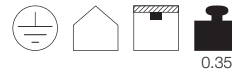
- Glare-reducing
- Small, inconspicuous collar

Lamp details

GU10 QPAR51 2x 50W max.
optional: LED

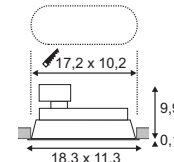
Product details

230V ~50Hz
Material: aluminium/steel
L: 18.3 cm W: 11.3 cm H: 10 cm



Note

Material thickness, mounting surface: 25 mm



LED Upgrade

LED GU10 4.3W 40°
2700K 245lm EEL=A+
5kWh/1000h
Item no. 551252

Variant	Item no.
● matt black	113110
○ matt white	113111



C - A+



C - A+



HORN 1
MR16

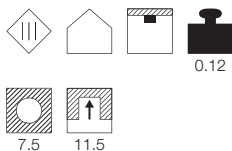
- Glare-reducing
- Small, inconspicuous collar

Lamp details

GU5.3 QR-C51 50W max.
optional: LED

Product details

12V ~50Hz
Material: steel
Ø: 8.3 cm H: 11.5 cm



HORN 2
MR16

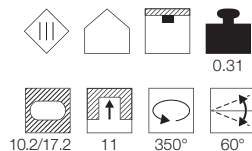
- Glare-reducing
- Small, inconspicuous collar

Lamp details

GU5.3 QR-C51 2x 50W max.
optional: LED

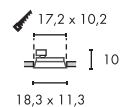
Product details

12V ~50Hz
Material: aluminium/steel
L: 18.3 cm W: 11.3 cm H: 10 cm



Note

Material thickness, mounting surface: 25 mm



Rec. accessory	Item no.
Transformer	461060

LED Upgrade

LED GU5.3 6.5W 36°
2700K 390lm EEL=A
7kWh/1000h
Item no. 560172



Variant	Item no.
<input type="radio"/> matt white	112901

LED Upgrade


LED GU5.3 6.5W 36°
2700K 390lm EEL=A
7kWh/1000h
Item no. 560172



Variant	Item no.
<input type="radio"/> matt white	113101



RECTANGULAR SHAPE - RIGID




RECTANGULAR SHAPE - SINGLE BEAM - TILTABLE

DUAL BEAM - TILTABLE




ROUND SHAPE - RIGID



ROUND SHAPE - SINGLE-BEAM - TILTABLE



ROUND SHAPE - TWO/THREE BEAM - TILTABLE





E - A++



NEW

PLASTRA

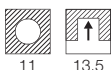
- Individualised artwork

Lamp details

GU10 QPAR51 35W max.
optional: LED

Product details

230V ~50Hz
Material: plaster/steel

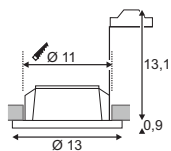


Series available in other variants

Plastra luminaire family, see pages 022–031.

Note

Material thickness, mounting surface: 25 mm



LED Upgrade


LED GU10 7W 36°
3000K 520lm EEL=A+
7kWh/1000h
Item no. 551283



Variant	Item no.
○ white	148070



E - A++



NEW

PLASTRA

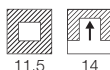
- Individualised artwork

Lamp details

GU10 QPAR51 35W max.
optional: LED

Product details

230V ~50Hz
Material: plaster/steel

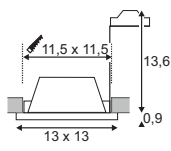


Series available in other variants

Plastra luminaire family, see pages 022–031.

Note

Material thickness, mounting surface: 30 mm



LED Upgrade

LED GU10 7W 36°
3000K 520lm EEL=A+
7kWh/1000h
Item no. 551283



Variant	Item no.
○ white	148071



E - A++



NEW

PLASTRA

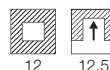
- Individualised artwork

Lamp details

GU10 QPAR51 35W max.
optional: LED

Product details

230V ~50Hz
Material: plaster/steel

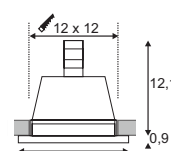


Series available in other variants

Plastra luminaire family, see pages 022–031.

Note

Material thickness, mounting surface: 25 mm



LED Upgrade

LED GU10 7W 36°
3000K 520lm EEL=A+
7kWh/1000h
Item no. 551283



Variant	Item no.
○ white	148072



A - A++



LUZO
LED disk

Lamp details

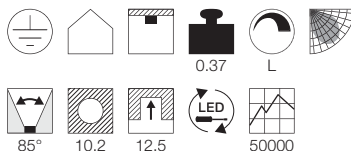


LED 1x 12W 2700K CRI80



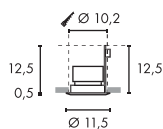
Product details

220-240V ~50/60Hz
Total consumption: 12W
Material: aluminium
Ø: 11.5 cm H: 13 cm



Note

Material thickness, mounting surface: 25 mm



A - A++



BOOST
IP44. 9W, LED

- Suitable for use in damp rooms
- Premium LED

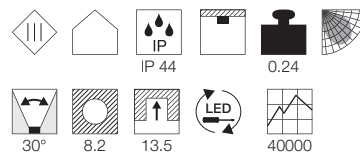
Lamp details



LED 1x 9W 3000K CRI>80

Product details

500mA
Material: aluminium/plastic
Ø: 9.2 cm H: 14 cm



Note

Material thickness, mounting surface: 25 mm

Variant	Item no.
12W 2700K 800lm	
○ white	115801
12W 2700K 800lm	
● metal brushed	115805
12W 2700K 800lm	
● matt chrome	115808
12W 4000K 850lm	
○ white	115811
12W 4000K 850lm	
● metal brushed	115815
12W 4000K 850lm	
● matt chrome	115818

Rec. accessory	Item no.
LED driver	464091
Variant	Item no.
640lm	
○ white	160631
640lm	
● silver-grey	160634





A - A++



A - A++



A - A++



TRITON 3
LED

- Premium LED

EYEDOWN 3
LED

- Premium LED

EYEDOWN 5
LED

- Premium LED

Lamp details

LED 3x 1W 3000K CRI>80

Lamp details

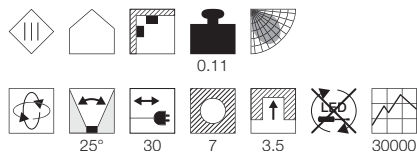
LED 3x 1W 3000K CRI80

Lamp details

LED 6x 1W 3000K CRI80

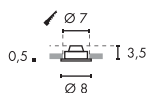
Product details

350mA
Total consumption: 3W
Material: aluminium
Ø: 8 cm H: 4 cm



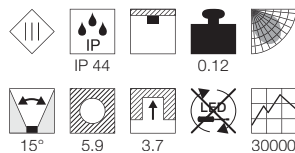
Note

Material thickness, mounting surface: 20 mm



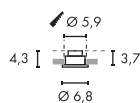
Product details

350mA
Total consumption: 3W
Material: aluminium/glass
Ø: 6.8 cm H: 4.3 cm



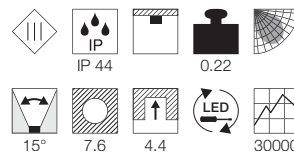
Note

Material thickness, mounting surface: 30 mm



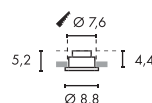
Product details

350mA
Total consumption: 6W
Material: aluminium/glass
Ø: 8.8 cm H: 5.2 cm



Note

Material thickness, mounting surface: 30 mm



Rec. accessory	Item no.
LED driver	464107
● Multiway connector	111850


Variant	Item no.
250lm	
● silver-grey	111852
250lm	
○ matt white	113662

Rec. accessory	Item no.
LED driver	464107

Variant	Item no.
190lm	
● anodised aluminium	111982

Rec. accessory	Item no.
LED driver	464140

Variant	Item no.
400lm	
● anodised aluminium	111992



C - A+



DOLIX OUT
MR16

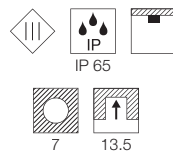
- Suitable for use in damp rooms

Lamp details

GX5.3 QR-C51 35W max.
optional: LED

Product details

12V ~50Hz
Material: aluminium/glass
H: 14 cm



Note

Not suitable for Cool Beam lamps.
Material thickness, mounting surface: 20 mm

Rec. accessory	Item no.
Transformer	461060
Transformer	227160

LED Upgrade

LED GU5.3 3.8W 40°
3000K 225lm EEL=A+
5kWh/1000h

Item no. 551243

Recommended transformer:
227140

Variant	Item no.
Ø: 8 cm 0.25 kg ○ white	111001
Ø: 8 cm 0.25 kg ● chrome	111002
Ø: 8 cm 0.25 kg ● titanium	111007
Ø: 8 cm 0.25 kg ● silver-grey	111008



C - A+



DOLIX OUT
MR16

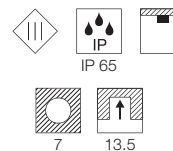
- Suitable for use in damp rooms

Lamp details

GX5.3 QR-C51 35W max.
optional: LED

Product details

12V ~50Hz
Material: aluminium/glass
H: 14 cm



Note

Not suitable for Cool Beam lamps.
Material thickness, mounting surface: 20 mm

Rec. accessory	Item no.
Transformer	461060
Transformer	227160

LED Upgrade

LED GU5.3 3.8W 40°
3000K 225lm EEL=A+
5kWh/1000h

Item no. 551243

Recommended transformer:
227140

Variant	Item no.
L: 8.9 cm W: 8.9 cm 0.23 kg ○ white	111121
L: 8.9 cm W: 8.9 cm 0.23 kg ● chrome	111122
L: 8.9 cm W: 8.9 cm 0.23 kg ● titanium	111127
L: 8.9 cm W: 8.9 cm 0.29 kg ● silver-grey	111128



E - A++



DOLIX OUT
QPAR51

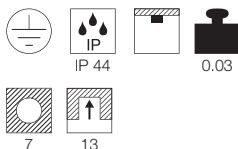
- Suitable for use in damp rooms

Lamp details

GU10 QPAR51 35W max.
optional: LED

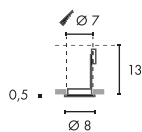
Product details

230-240V ~50/60Hz
Material: aluminium/glass
H: 13.5 cm



Note

Material thickness, mounting surface: 15 mm



LED Upgrade

LED GU10 4.3W 40°
2700K 245lm EEL=A+
5kWh/1000h
Item no. 551252

Variant	Item no.
Ø: 8 cm	
○ white	111021
Ø: 8 cm	
● chrome	111022
Ø: 8 cm	
● silver-grey	111024
Ø: 8 cm	
● titanium	111027



E - A++



DOLIX OUT
QPAR51

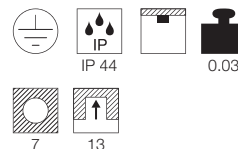
- Suitable for use in damp rooms

Lamp details

GU10 QPAR51 35W max.
optional: LED

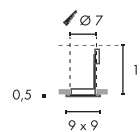
Product details

230-240V ~50/60Hz
Material: aluminium/glass
H: 13.5 cm



Note

Material thickness, mounting surface: 15 mm



LED Upgrade

LED GU10 4.3W 40°
2700K 245lm EEL=A+
5kWh/1000h
Item no. 551252

Variant	Item no.
L: 9 cm W: 9 cm	
○ white	111141
L: 9 cm W: 9 cm	
● chrome	111142
L: 9 cm W: 9 cm	
● silver-grey	111144
L: 9 cm W: 9 cm	
● titanium	111147



A - A++



**PATTA-F
LED**

- High IP protection class (protection glass)
- Clip springs
- Complete surface premium LED protection glass

Lamp details

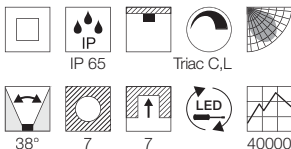


LED 1x 3000K CRI80



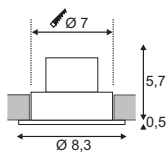
Product details

220-240V ~50/60Hz sec. 500mA
 Total consumption: 12W
 Material: aluminium/glass
 H: 6.2 cm



Note

Material thickness, mounting surface: 20 mm



A - A++



**PATTA-F
LED**

- High IP protection class (protection glass)
- Clip springs
- Complete surface premium LED protection glass

Lamp details

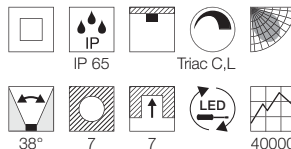


LED 1x 3000K CRI80



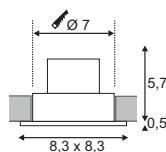
Product details

220-240V ~50/60Hz sec. 500mA
 Total consumption: 12W
 Material: aluminium/glass
 H: 6.2 cm



Note

Material thickness, mounting surface: 20 mm




Variant	Item no.
630lm Ø: 8.3 cm 0.3 kg ● black	114440
765lm Ø: 8.3 cm 0.3 kg ○ white	114441

Variant	Item no.
630lm L: 8.3 cm W: 8.3 cm 0.32 kg ● black	114450
765lm L: 8.3 cm W: 8.3 cm 0.32 kg ○ white	114451



A - A++



PATTA-I LED

- High IP protection class (protection glass)
- Clip springs
- Premium LED

Lamp details

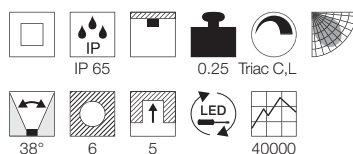


LED 1x 3000K CRI80



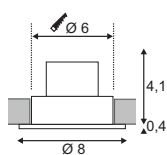
Product details

220-240V ~50/60Hz sec. 500mA
 Total consumption: 12W
 Material: aluminium/glass
 H: 4.5 cm



Note

Material thickness, mounting surface: 25 mm



A - A++



PATTA-I LED

- High IP protection class (protection glass)
- Clip springs
- Premium LED

Lamp details

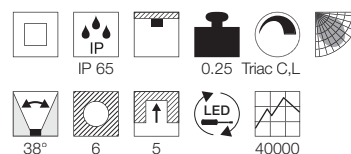


LED 1x 3000K CRI80



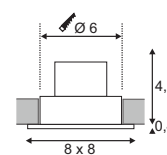
Product details

220-240V ~50/60Hz sec. 500mA
 Total consumption: 12W
 Material: aluminium/glass
 H: 4.5 cm



Note

Material thickness, mounting surface: 25 mm



Variant	Item no.
775lm Ø: 8 cm	
● matt black	114420
800lm Ø: 8 cm	
○ matt white	114421
800lm Ø: 8 cm	
● aluminium brushed	114426

Variant	Item no.
775lm L: 8 cm W: 8 cm	
● matt black	114430
800lm L: 8 cm W: 8 cm	
○ matt white	114431
800lm L: 8 cm W: 8 cm	
● aluminium brushed	114436



C - A+



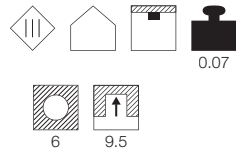
PIKA
rigid

Lamp details

G5.3 QR-C51 50W max.
optional: LED

Product details

12V AC
Material: aluminium
Ø: 7.8 cm H: 9 cm



Note

Not suitable for Cool Beam lamps.
Material thickness, mounting surface: 15 mm

LED Upgrade

LED GU5.3 3.8W 40°
3000K 225lm EEL=A+
5kWh/1000h
Item no. 551243
Recommended transformer:
227140

Variant	Item no.
○ white	111181
● chrome	111182
● brass	111183
● silver-grey	111189



C - A+



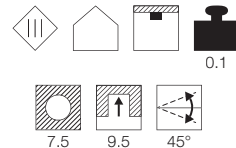
PIKA
tiltable

Lamp details

G5.3 QR-C51 50W max.
optional: LED

Product details

12V AC
Material: aluminium
Ø: 8.3 cm H: 9 cm



Note

Not suitable for Cool Beam lamps.
Material thickness, mounting surface: 13 mm

LED Upgrade

LED GU5.3 3.8W 40°
3000K 225lm EEL=A+
5kWh/1000h
Item no. 551243
Recommended transformer:
227140

Variant	Item no.
○ white	111171
● chrome	111172
● brass	111173
● silver-grey	111179



E - A++



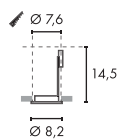
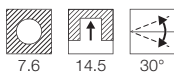
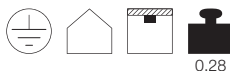
SP ROUND
QPAR51

Lamp details

GU10 QPAR51 50W max.
optional: LED

Product details

230V ~50Hz
Material: aluminium
Ø: 8.2 cm



LED Upgrade

LED GU10 4.3W 40°
2700K 245lm EEL=A+
5kWh/1000h
Item no. 551252

Variant	Item no.
○ white	116111
● chrome	116112
● titanium	116117
● matt chrome	116118
● silver-grey	116119



E - A++



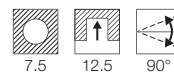
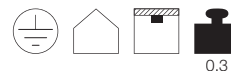
SP SQUARE
QPAR51

Lamp details

GU10 QPAR51 50W max.
optional: LED

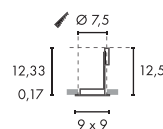
Product details

230V ~50Hz
Material: steel
L: 9 cm W: 9 cm H: 12.5 cm



Note

Material thickness, mounting surface: 18 mm



LED Upgrade

LED GU10 4.3W 40°
2700K 245lm EEL=A+
5kWh/1000h
Item no. 551252

Variant	Item no.
○ white	113211
● chrome	113212
● silver-grey	113214
● titanium	113217
● matt chrome	113218



A - A++



TRITON MINI
LED

- Glare-free light
- Premium LED

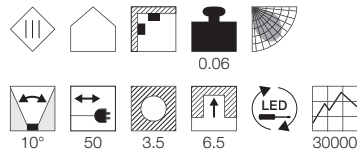
Lamp details



LED 1x 1W 3000K CRI>80

Product details

350mA
Material: aluminium
Ø: 4.5 cm H: 5 cm



A - A++



DEKLED
LED

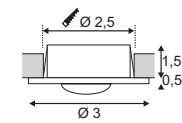
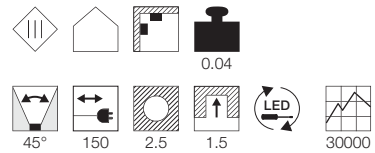
Lamp details



LED 1x 1W 4000K CRI>80


Product details

350mA
Material: plastic PC/aluminium
Ø: 3 cm H: 2 cm



Rec. accessory	Item no.
LED driver	464107
● Multiway connector	111850
Variant	Item no.
70lm	
● black	113670
○ white	113671

Rec. accessory	Item no.
LED driver	464108
Variant	Item no.
4000K 60lm	
● silver metallic	112240
3000K 50lm	
● silver metallic	112242



A - A++



**SLIM LIGHT
LED**

- Particularly flat design
- Ideal for floor installation in laminate flooring

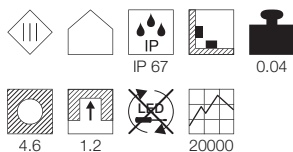
Lamp details



LED 1x 0.5W 3000K CRI>80

Product details

12V AC
Material: aluminium/synthetic resin
Ø: 5.5 cm H: 1 cm



Note

Can be walked on. Only for installation in solid materials such as wood, parquet flooring or laminate floors with a smooth recess for the fitting. Only operate with a conventional transformer.

Rec. accessory	Item no.
Transformer	227140
Variant	Item no.
20lm	
● anodised aluminium	550672



A - A++



**UTIX
LED Set**



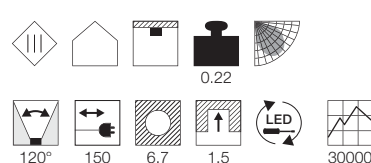
Lamp details



LED 3x 2,2W 3000K CRI80


Product details

100-240V ~50/60Hz sec. 600mA
Total consumption: 8.2W
Material: plastic



Note

Euro plug and switch



Variant	Item no.
450lm	
● black	115950
450lm	
○ white	115951
450lm	
● chrome	115952



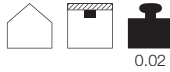
NEW



INSTALLATION FRAME
FOR DL 126

Product details

Material: steel
Ø: 6.6 cm H: 1.5 cm



0.02



1.4



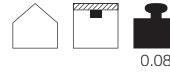
NEW



INSTALLATION FRAME
FOR DL 126

Product details

Material: steel
L: 14 cm W: 13.5 cm H: 4.3 cm



0.08

Variant	Item no.
○ white	112181
● chrome	112182
● metal brushed	112185

Variant	Item no.
○ white	112171
● chrome	112172
● metal brushed	112175



A - A++



DL 126
LED

- Particularly flat design - ideal for installation in furniture

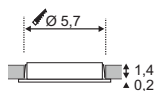
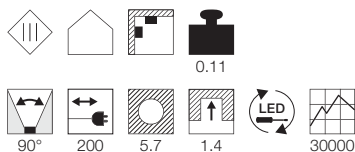
Lamp details



LED 1x 2.8W 3000K CRI>80

Product details

12V DC
Material: aluminium/plastic
Ø: 6.5 cm H: 1.6 cm



Rec. accessory

LED power supply

Item no.

470507

Variant

160lm

○ white

160lm

● chrome

● metal brushed

Item no.

112221

112222

112225



A - A++



DL 126
LED

- Particularly flat design - ideal for installation in furniture

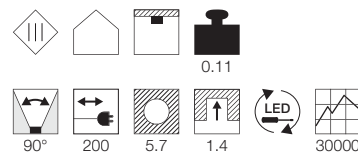
Lamp details



LED 1x 2.8W 2700K CRI>80

Product details

12V DC
Material: aluminium/plastic
Ø: 6.5 cm H: 1.6 cm



Rec. accessory

LED power supply

Item no.

470507

Variant

○ white

● chrome


● metal brushed

Item no.

112161

112162

112165



A - A++



AITES LED

- Easy to install thanks to mounting in an installation box

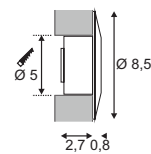
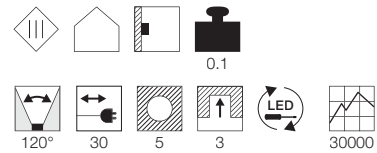
Lamp details



LED 1x 1W 3000K CRI>80

Product details

350mA
Material: aluminium/acrylic glass
Ø: 8.5 cm D: 3.5 cm



Rec. accessory	Item no.
LED driver	464130

Variant	Item no.
50lm	
○ white	112341
50lm	
● silver-grey	112344



A - A++



161271



161291

CONTONE LED

- Individual lighting moods: Colour of light changed by dimming
- Premium LED

Lamp details



LED 1x 13W 2000-3000K CRI90



A - A++



161281



161301

CONTONE LED

- Individual lighting moods: Colour of light changed by dimming
- Premium LED

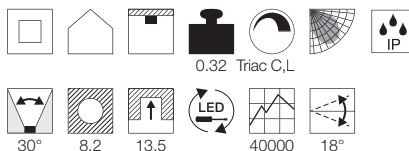
Lamp details



LED 1x 13W 2000-3000K CRI90

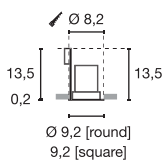
Product details

220-240V ~50/60Hz sec. 350mA
 Total consumption: 16W
 Material: aluminium
 H: 13.7 cm



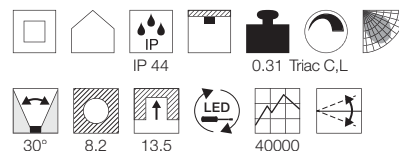
Note

Material thickness, mounting surface: 25 mm



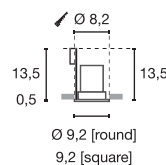
Product details

220-240V ~50/60Hz sec. 350mA
 Total consumption: 16W
 Material: aluminium
 H: 14 cm



Note

Material thickness, mounting surface: 25 mm



Variant	Item no.
2000-3000K 890lm Ø: 9.2 cm	
○ white	161271
2000-3000K 890lm Ø: 9.2 cm	
○ white	161291

Variant	Item no.
2000-3000K 890lm L: 9.2 cm W: 9.2 cm	
○ white	161301
2000-3000K 890lm L: 9.2 cm W: 9.2 cm	
○ white	IP44161281



A - A++



FRAME BASIC
LED Set

- Flat design
- Clip springs
- Premium LED

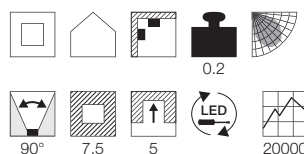
Lamp details



LED 1x 7.5W 3000K CRI80

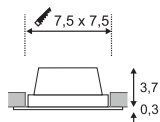
Product details

200-240V ~50/60Hz sec. 350mA
Total consumption: 9.4W
Material: aluminium/acrylic glass
L: 9 cm W: 9 cm H: 4 cm




Note

Material thickness, mounting surface: 20 mm



A - A++



MINI FRAME
LED

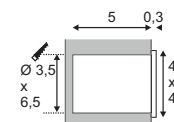
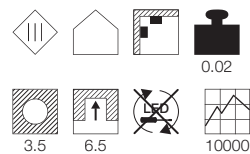
Lamp details



LED 1x 0.23W 3000K CRI>80

Product details

12V ~50-60Hz
Material: plastic/glass
W: 4 cm H: 4 cm D: 5 cm



Variant	Item no.
450lm	
● matt black	112720
470lm	
○ matt white	112721
470lm	
● aluminium brushed	112726

Rec. accessory	Item no.
Transformer	227140

Variant	Item no.
6500K 4lm	
● silver-grey	112711
3000K 3lm	
● silver-grey	112712



E - A++



INDI REC 1S
QPAR51

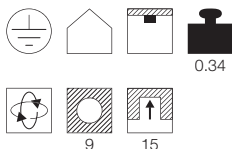
- Round mounting pot = easy installation

Lamp details

GU10 QPAR51 50W max.
optional: LED

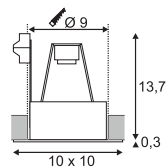
Product details

230V ~50Hz
Material: steel/aluminium
L: 10 cm W: 10 cm H: 14 cm



Note

Material thickness, mounting surface: 25 mm



LED Upgrade

LED GU10 4.3W 40°
2700K 355lm EEL=A+
5kWh/1000h
Item no. 560142



Variant	Item no.
○ matt white	112471
● silver-grey	112474



E - A++



INDI REC 2S
QPAR51

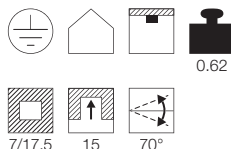
- Round mounting pot = easy installation

Lamp details

GU10 QPAR51 2x 35W max.
optional: LED

Product details

230V ~50Hz
Material: steel/aluminium
L: 18 cm W: 9 cm H: 14 cm



Note

Material thickness, mounting surface: 30 mm

LED Upgrade

LED GU10 4.3W 40°
2700K 355lm EEL=A+
5kWh/1000h
Item no. 560142



Variant	Item no.
○ matt white	112431
● silver-grey	112434





A - A++



SENSER 6
LED

- Premium LED

Lamp details



LED 1x 6W 3000K CRI80

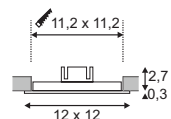
Product details

350mA
Material: aluminium
H: 3 cm



Note

Material thickness, mounting surface: 16 mm



Rec. accessory

LED driver **464140**

Variant

Variant	Item no.
240lm L: 12 cm W: 12 cm 0.22 kg	
○ white	162763
240lm L: 12 cm W: 12 cm 0.22 kg	
● silver-grey	162793



A - A++



SENSER 10
LED

- Premium LED

Lamp details



LED 1x 10W 3000K CRI80

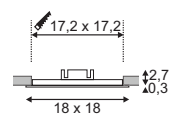
Product details

350mA
Material: aluminium
H: 3 cm



Note

Material thickness, mounting surface: 16 mm



Rec. accessory

LED driver **464143**

Variant

Variant	Item no.
560lm L: 18 cm W: 18 cm 0.51 kg	
○ white	162773
560lm L: 18 cm W: 18 cm 0.51 kg	
● silver-grey	162803



A - A++



SENSER 14
LED

- Premium LED

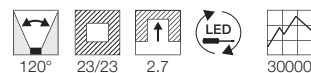
Lamp details



LED 1x 14W 3000K CRI80

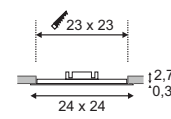
Product details

350mA
Material: aluminium
H: 3 cm



Note

Material thickness, mounting surface: 16 mm



Rec. accessory

LED driver **464150**

Variant

Variant	Item no.
970lm L: 24 cm W: 24 cm 0.74 kg	
○ white	162783
970lm	
● silver-grey	162813





A - A++



SENSER 6
LED

- Premium LED

Lamp details



LED 1x 6W 3000K CRI80

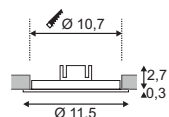
Product details

350mA
Material: aluminium
H: 3 cm



Note

Material thickness, mounting surface: 16 mm



Rec. accessory

LED driver **464140**

Variant

Variant	Item no.
240lm Ø: 11.5 cm 0.18 kg	
○ white	162703
240lm Ø: 11.5 cm 0.18 kg	
● silver-grey	162733



A - A++



SENSER 10
LED

- Premium LED

Lamp details



LED 1x 10W 3000K CRI80

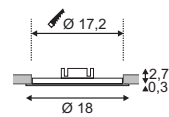
Product details

350mA
Material: aluminium
H: 3 cm



Note

Material thickness, mounting surface: 16 mm



Rec. accessory

LED driver **464143**

Variant

Variant	Item no.
560lm Ø: 18 cm 0.38 kg	
○ white	162713
560lm Ø: 18 cm 0.38 kg	
● silver-grey	162743



A - A++



SENSER 14
LED

- Premium LED

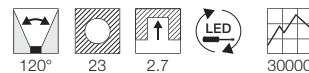
Lamp details



LED 1x 14W 3000K CRI80

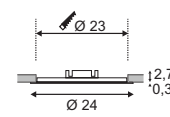
Product details

350mA
Material: aluminium
H: 3 cm



Note

Material thickness, mounting surface: 16 mm



Rec. accessory

LED driver **464150**

Variant

Variant	Item no.
970lm Ø: 24 cm 0.57 kg	
○ white	162723
970lm Ø: 24 cm 0.57 kg	
● silver-grey	162753



A - A++



SKALUX COMB LED

- High-voltage LED
- Glare-free thanks to the darklight effect caused by the honeycomb grid

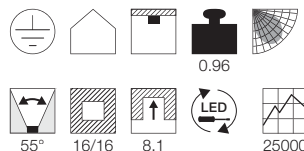
Lamp details



LED 1x 18.7W 3000K CRI80

Product details

220-240V ~50/60Hz
 Total consumption: 18.7W
 Material: aluminium/plastic
 L: 17.9 cm W: 17.9 cm H: 9.1 cm

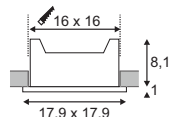


Series available in other variants

Skalux luminaire family, see pages 022-031.

Note

Material thickness, mounting surface: 25 mm



A - A++



SKALUX LED

- High-voltage LED

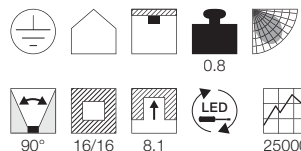
Lamp details



LED 1x 18.7W 3000K CRI80

Product details

220-240V ~50/60Hz
 Total consumption: 18.7W
 Material: aluminium/plastic
 L: 17.9 cm W: 17.9 cm H: 9.1 cm



Series available in other variants

Skalux luminaire family, see pages 022-031.

Note

Material thickness, mounting surface: 25 mm

Variant	Item no.
800lm ○ white	162601
800lm ● silver	162604

Variant	Item no.
1200lm ○ white	162611
1200lm ● silver	162614



A



A - A+



T5-BAR, 24W

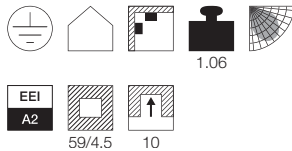
- High output lamp

Lamp details

G5 T16 24W

Product details

230V ~50Hz
 Total consumption: 24W
 Material: aluminium/acrylic glass
 L: 60.5 cm W: 5.8 cm H: 9.8 cm



T5-BAR, 54W

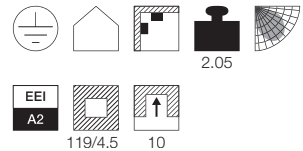
- High output lamp

Lamp details

G5 T16 54W

Product details

230V ~50Hz
 Total consumption: 54W
 Material: aluminium/acrylic glass
 L: 120.5 cm W: 5.8 cm H: 9.8 cm



Rec. lamp

G5 24W
 3000K 1950lm EEL=A
 26kWh/1000h
Item no. 548024

Variant	Item no.
① anodised aluminium	160124

Rec. lamp

G5 54W
 3000K 5000lm EEL=A+
 60kWh/1000h
Item no. 548054

Variant	Item no.
① anodised aluminium	160134



A - A++



BEDSIDE LED

- "Dip-it" - switch when tilted away

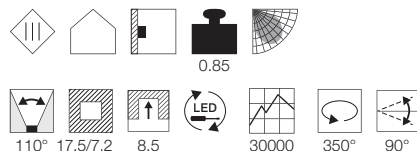
Lamp details



LED 1x 3W 3000K CRI80

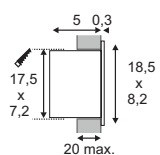
Product details

700mA
 Total consumption: 3W
 Material: aluminium
 W: 18.5 cm H: 8.2 cm D: 5.3 cm



Note

Not suitable for series connection. Only operate with a 3W driver 464200.
 Material thickness, mounting surface: 20 mm



Rec. accessory	Item no.
LED driver	464200
Installation box	146260

Variant	Item no.
4000K 115lm	
● silver-grey	146240
3000K 110lm	
● silver-grey	146242



A - A++



BEDSIDE LED

- "Dip-it" - switch when tilted away

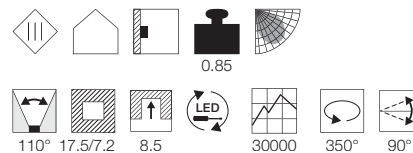
Lamp details



LED 1x 3W 4000K CRI80

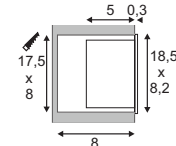
Product details

700mA
 Total consumption: 3W
 Material: aluminium
 W: 18.5 cm H: 8.2 cm D: 5.3 cm



Note

Not suitable for series connection. Only operate with a 3W driver 464200.
 Material thickness, mounting surface: 20 mm



Rec. accessory	Item no.
LED driver	464200
Installation box	146260

Variant	Item no.
4000K 115lm	
● silver-grey	146250
3000K 110lm	
● silver-grey	146252



A - A++



PHO
LED

- Premium LED

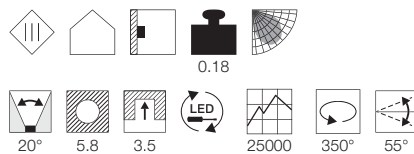
Lamp details



LED 1x 1W 3000K CRI80

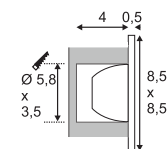
Product details

350mA
Material: aluminium
W: 8.5 cm H: 8.5 cm D: 3.5 cm



Note

Suitable for installation in 60 mm flush-mounted or cavity wall boxes with a minimum depth of 40mm. An additional switch is required.



Rec. accessory

LED driver

Item no.

464107

Variant

90lm

● black

90lm

○ white

90lm

● silver-gray

Item no.

146210

146211

146214



A - A++



GILALED
LED

- Premium LED
- "Flip-it" - switch by turning

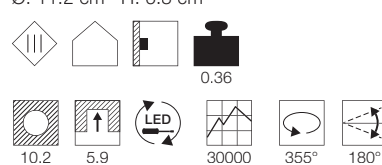
Lamp details



LED 1x 3W 3000K CRI>80

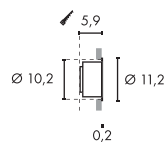
Product details

700mA
Total consumption: 3W
Material: aluminium
Ø: 11.2 cm H: 6.3 cm



Note

Not suitable for series connection. Only operate with a 3W driver 464200.



Rec. accessory

LED driver

Item no.

464200

Variant

135lm

○ matt white

135lm

● silver-gray

Item no.

146362

146382



A - A++



DOWNUNDER MINI LED

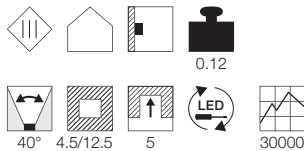
Lamp details



LED 1x 1W 3000K CRI>80

Product details

350mA
Material: aluminium/steel
W: 6 cm H: 14 cm D: 4.8 cm



Note

When connecting several luminaires, make sure that they are connected in series!
Material thickness, mounting surface: 15 mm



A - A++



DOWNUNDER PUR 80 LED

- Low installation depth

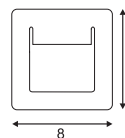
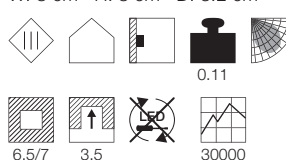
Lamp details



LED 1x 3.6W 3000K CRI80

Product details

350mA
Total consumption: 3.6W
Material: aluminium/steel
W: 8 cm H: 8 cm D: 3.2 cm



Rec. accessory	Item no.
LED driver	464107
Installation frame	152079
● Multiway connector	111850

Variant	Item no.
75lm	
○ white	152070
75lm	
● silver-grey	152072

Rec. accessory	Item no.
LED driver dimmable	464140
LED driver	464109
Installation frame	151960

Variant	Item no.
265lm	
○ white	151950



A - A++



DOWNUNDER PUR 120
LED

- Low installation depth

Lamp details



LED 1x 3.6W 3000K CRI80

Product details

350mA
Total consumption: 3.6W
Material: aluminium/steel
W: 8 cm H: 12 cm D: 3.2 cm



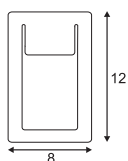
0.14



6.5/11

3.5

30000



A - A++



DOWNUNDER PUR 155
LED

- Low installation depth

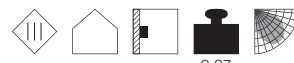
Lamp details



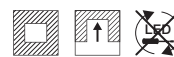
LED 1x 5.2W 3000K CRI80

Product details

500mA
Total consumption: 5.2W
Material: aluminium/steel
W: 12 cm H: 15.5 cm D: 3.2 cm



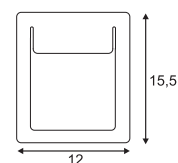
0.27



10.5/14

3.5

30000



Rec. accessory	Item no.
LED driver dimmable	464143
LED driver	464109
Installation frame	151961

Variant	Item no.
265lm	
○ white	151951

Rec. accessory	Item no.
LED driver dimmable	464144
LED driver	464091
Installation frame	151962

Variant	Item no.
380lm	
○ white	151952



C - A+



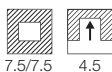
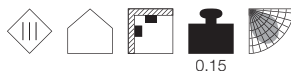
FLAT FRAME BASIC
G4

Lamp details

G4 QT9 20W max.
optional: LED

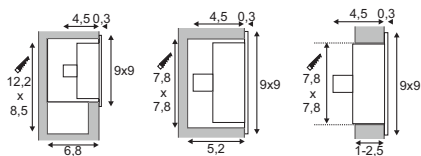
Product details

12V AC
Material: aluminium/glass
W: 9 cm H: 9 cm D: 3.1 cm



Note

Material thickness, mounting surface: 10-25 mm



Rec. accessory	Item no.
Transformer	461060
Installation box	112781
Flush-mounted frame	112780

Rec. lamp

G4 20W
2700K 330lm EEI=C
22kWh/1000h
Item no. 512220



Variant	Item no.
matt white	112731
silver-grey	112732



A - A++



FRAME BASIC
LED

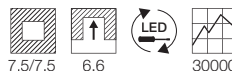
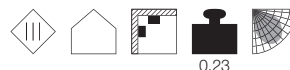
Lamp details



LED 1x 1W 4000K CRI>80

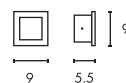
Product details

350mA
Total consumption: 1W
Material: aluminium/glass
W: 9 cm H: 9 cm D: 6 cm



Note

Material thickness, mounting surface: 10-30 mm



Rec. accessory	Item no.
LED driver	464107
Installation box	112781
Flush-mounted frame	112780
Multiway connector	111850

Variant	Item no.
4000K 110lm silver	111260
3000K 90lm silver-grey	111262
4000K 110lm matt white	113260
3000K 90lm matt white	113262



C - A+



FLAT FRAME CURVE
G4



A - A++



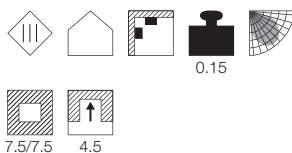
FRAME CURVE
LED

Lamp details

G4 QT9 20W max.
optional: LED

Product details

12V AC
Material: aluminium
W: 9 cm H: 9 cm D: 4.8 cm



Note

Material thickness, mounting surface: 10-25 mm

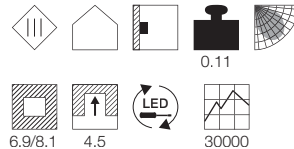
Lamp details



LED 1x 1W 4000K CRI>80

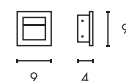
Product details

350mA
Total consumption: 1.04W
Material: aluminium
W: 9 cm H: 9 cm D: 4 cm



Note

Material thickness, mounting surface: 10-25 mm



Rec. accessory	Item no.
Transformer	461060
Installation box	112781
Flush-mounted frame	112780

Rec. lamp


G4 20W
2700K 330lm EEI=C
22kWh/1000h
Item no. 512220



Variant	Item no.
matt white	112771
silver-grey	112772

Rec. accessory	Item no.
LED driver	464107
Installation box	112781
Flush-mounted frame	112780
Multiway connector	111850

Variant	Item no.
4000K 110lm silver	111290
3000K 90lm silver-grey	111292
4000K 110lm matt white	113290
3000K 90lm matt white	113292





A - A++



A - A++



A - A++



H-LIGHT 1
LED

- Glare-free light

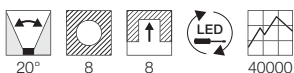
Lamp details **LED INSIDE**

LED 1x 11.5W 2700K CRI80



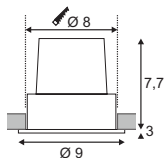
Product details

220-240V ~50Hz sec. 500mA
Total consumption: 12W
Material: aluminium
Ø: 9 cm H: 8 cm



Note

Material thickness, mounting surface: 30 mm
Connection box



H-LIGHT 2
LED

- Glare-free light

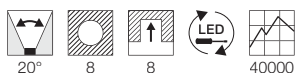
Lamp details **LED INSIDE**

LED 1x 11.5W 2700K CRI80



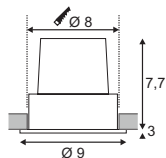
Product details

220-240V ~50Hz sec. 500mA
Total consumption: 12W
Material: aluminium
Ø: 9 cm H: 8 cm



Note

Material thickness, mounting surface: 30 mm
Connection box



H-LIGHT 3
LED

- Glare-free light

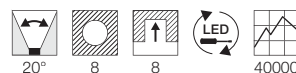
Lamp details **LED INSIDE**

LED 1x 11.5W 2700K CRI80



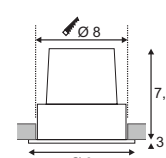
Product details

220-240V ~50Hz sec. 500mA
Total consumption: 12W
Material: aluminium
Ø: 9 cm H: 8 cm



Note

Material thickness, mounting surface: 30 mm
Connection box



Variant	Item no.
265lm	
● matt black	114480
265lm	
○ matt white	114481

Variant	Item no.
395lm	
● matt black	114490
395lm	
○ matt white	114491

Variant	Item no.
540lm	
● matt black	114500
540lm	
○ matt white	114501





A - A++



A - A++



A - A++



NEW

OCCULDAS 14 LED

- Design: David Morgan
- Premium LED
- Indirect lighting

Lamp details

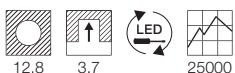


LED 1x 15W 3000K CRI>80



Product details

220-240V ~50/60Hz sec. 350mA
 Total consumption: 15W
 Material: aluminium/steel
 Ø: 14 cm D: 3.8 cm

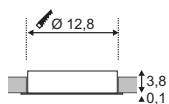


Series available in other variants

Occuldas luminaire family, see pages 022-031.

Note

Material thickness, mounting surface: 20 mm



NEW

OCCULDAS 14 MOVE LED

- Design: David Morgan
- Direct lighting
- Premium LED

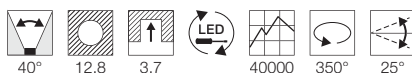
Lamp details



LED 1x 6W 3000K CRI>80

Product details

220-240V ~50/60Hz sec. 350mA
 Total consumption: 7.8W
 Material: aluminium/steel
 Ø: 14 cm D: 3.8 cm

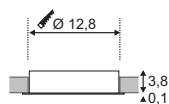


Series available in other variants

Occuldas luminaire family, see pages 022-031.

Note

Material thickness, mounting surface: 20 mm



OCCULDAS 23 LED

- Design: David Morgan
- Premium LED
- Indirect lighting

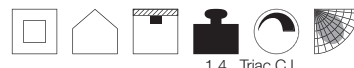
Lamp details



LED 1x 22W 3000K CRI80

Product details

200-240V ~50/60Hz sec. 700mA
 Total consumption: 26W
 Material: aluminium/steel
 Ø: 22.6 cm H: 7.75 cm

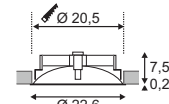


Series available in other variants

Occuldas luminaire family, see pages 022-031.

Note

Material thickness, mounting surface: 10-30 mm



Variant	Item no.
810lm ○ white	117331

Variant	Item no.
700lm ○ white	117341

Variant	Item no.
1300lm ○ white	117311







D - A+



D - A+



D - A+



KALU RECESSED LIGHT 1
QR111

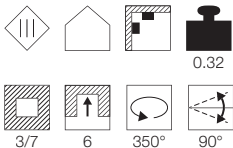
- Low installation depth

Lamp details

G53 QR111 50W max.
optional: LED

Product details

12V AC
Material: aluminium
L: 15 cm H: 15 cm

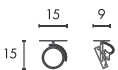


Series available in other variants

Kalu luminaire family, QR111 see pages 022–031.

Note

Material thickness, mounting surface: 25 mm



Rec. accessory	Item no.
Transformer	461157

LED Upgrade

LED G53 11W 45°
2800K 470lm EEL=A
12kWh/1000h
Item no. 570042



Variant	Item no.
● matt black	113400
○ matt white	113401
● aluminium brushed	113406



KALU RECESSED LIGHT 2
QR111

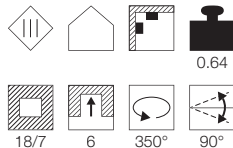
- Low installation depth

Lamp details

G53 QR111 2x 50W max.
optional: LED

Product details

12V AC
Material: aluminium
L: 30 cm H: 15 cm

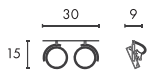


Series available in other variants

Kalu QR111 luminaire family, see pages 022–031.

Note

Material thickness, mounting surface: 25 mm



Rec. accessory	Item no.
Transformer	461157

LED Upgrade

LED G53 11W 45°
2800K 470lm EEL=A
12kWh/1000h
Item no. 570042



Variant	Item no.
● matt black	113410
○ matt white	113411
● aluminium brushed	113416



KALU RECESSED LIGHT 3
QR111

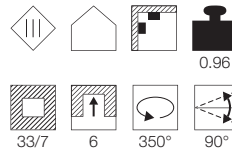
- Low installation depth

Lamp details

G53 QR111 3x 50W max.
optional: LED

Product details

12V AC
Material: aluminium
L: 45 cm H: 15 cm

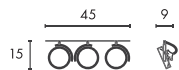


Series available in other variants

Kalu QR111 luminaire family, see pages 022–031.

Note

Material thickness, mounting surface: 25 mm



Rec. accessory	Item no.
Transformer	461157

LED Upgrade

LED G53 11W 45°
2800K 470lm EEL=A
12kWh/1000h
Item no. 570042




Variant	Item no.
● matt black	113420
○ matt white	113421
● aluminium brushed	113426



E - A++



E - A++



E - A++



KALU RECESSED LIGHT 1
QPAR111

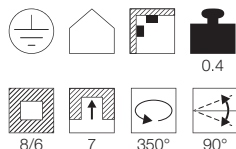
- Low installation depth

Lamp details

GU10 QPAR111 75W max.
optional: LED

Product details

230V ~50Hz
Material: aluminium/steel
L: 15 cm W: 9 cm H: 21 cm

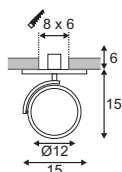


Series available in other variants

Kalu QPAR111 luminaire family, see pages 022-031.

Note

Material thickness, mounting surface: 25 mm



LED Upgrade

LED GU10 17.5W 30°
2700K 880lm EEL=A
18kWh/1000h
Item no. 551642



Variant	Item no.
● black	113350
○ white	113351
● aluminium brushed	113356



KALU RECESSED LIGHT 2
QPAR111

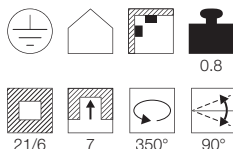
- Low installation depth

Lamp details

GU10 QPAR111 2x 75W max.
optional: LED

Product details

230V ~50Hz
Material: aluminium/steel
L: 30 cm W: 9 cm H: 21 cm

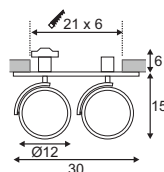


Series available in other variants

Kalu QPAR111 luminaire family, see pages 022-031.

Note

Material thickness, mounting surface: 25 mm



LED Upgrade

LED GU10 17.5W 30°
2700K 880lm EEL=A
18kWh/1000h
Item no. 551642



Variant	Item no.
● black	113360
○ white	113361
● aluminium brushed	113366



KALU RECESSED LIGHT 3
QPAR111

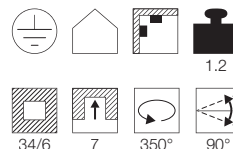
- Low installation depth

Lamp details

GU10 QPAR111 3x 75W max.
optional: LED

Product details

230V ~50Hz
Material: aluminium/steel
L: 45 cm W: 9 cm H: 21 cm

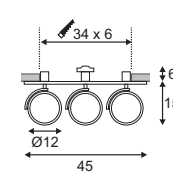


Series available in other variants

Kalu QPAR111 luminaire family, see pages 022-031.

Note

Material thickness, mounting surface: 25 mm




LED Upgrade

LED GU10 17.5W 30°
2700K 880lm EEL=A
18kWh/1000h
Item no. 551642



Variant	Item no.
● black	113370
○ white	113371
● aluminium brushed	113376





A - A++



BILAS
LED

- Design: Vincent de Smedt
- High-voltage LED

Lamp details



LED 1x 20W 2700K CRI80



A - A++



NEW



KARPO
LED

Lamp details



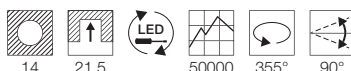
LED 1x 7.5W 3000K CRI>90

Product details

230V ~50/60Hz
Total consumption: 20.4W
Material: aluminium/glass
Ø: 21.5 cm H: 34.5 cm



1.6 Triac C,L



Series available in other variants

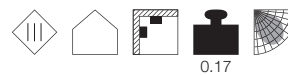
Bilas luminaire family, see pages 022-031.

Note

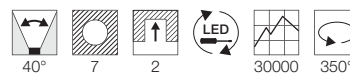
Material thickness, mounting surface: 25 mm

Product details

500mA
Material: aluminium/steel
L: 15.2 cm W: 8.5 cm H: 5.5 cm



0.17



Note

Material thickness, mounting surface: 12 mm

Variant	Item no.
1250lm 25°	
● matt black	156400
1250lm 25°	
○ matt white	156401
1250lm	
● matt black	156410
1250lm 60°	
○ matt white	156411

Variant	Item no.
450lm	
● black	152380
470lm	
○ white	152381



A - A++



**SUPROS
LED**

- For professional use
- Replaceable reflectors
- Premium LED

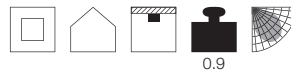
Lamp details



LED 1x 28W 3000K CRI80

Product details

220-240V ~50/60Hz sec. 750mA
Total consumption: 34.8W
Material: aluminium
Ø: 16.5 cm H: 11 cm

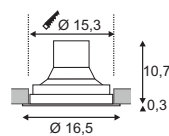


Series available in other variants

Supros 3000 luminaire family, see pages 022-031.

Note

Material thickness, mounting surface: 25 mm



Rec. accessory	Item no.
Reflector	114102
Reflector	114104

Variant	Item no.
2100lm	
● black	114110
2100lm	
○ white	114111



A - A++



**SUPROS
LED**

- For professional use
- Replaceable reflectors
- Premium LED

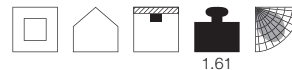
Lamp details



LED 1x 28W 3000K CRI80

Product details

220-240V ~50/60Hz sec. 750mA
Total consumption: 34.8W
Material: aluminium
Ø: 19.5 cm H: 17 cm

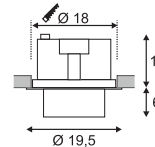


Series available in other variants

Supros 3000 luminaire family, see pages 022-031.

Note

Material thickness, mounting surface: 25 mm



Rec. accessory	Item no.
Reflector 20°	114102
Reflector 40°	114104

Variant	Item no.
2100lm	
● black	114120
2100lm	
○ white	114121



A - A++



NEW



SUPROS 78
LED

- Premium LED
- Replaceable lenses

Lamp details

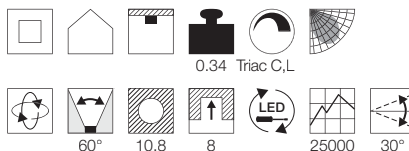


LED 1x 9W 3000K CRI>80



Product details

220-240V ~50/60Hz sec. 250mA
Total consumption: 12W
Material: aluminium
Ø: 11.8 cm H: 7.5 cm



Series available in other variants

Supros Mini 750 luminaire family, see pages 022-031.

Note

Material thickness, mounting surface: 25 mm

Rec. accessory

Rec. accessory	Item no.
Lens 20°	116302
Lens 40°	116304

Variant	Item no.
700lm	
● black	116310
700lm	
○ white	116311



A - A++



NEW



SUPROS 78
LED

- Premium LED
- Replaceable lenses

Lamp details

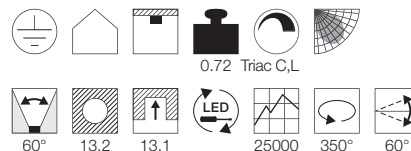


LED 1x 9W 3000K CRI>80



Product details

220-240V ~50/60Hz sec. 250mA
Total consumption: 12W
Material: aluminium
Ø: 14 cm H: 10.5 cm



Series available in other variants

Supros Mini 750 luminaire family, see pages 022-031.

Note

Material thickness, mounting surface: 25 mm

Rec. accessory

Rec. accessory	Item no.
Lens	116302
Lens	116304

Variant	Item no.
700lm	
● black	116320
700lm	
○ white	116321



A - A++



NEW



**SUPROS
LED**

- Premium LED
- Replaceable reflectors
- For professional use

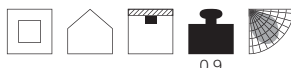
Lamp details



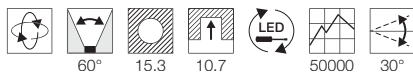
LED 1x 28W 4000K CRI80

Product details

220-240V ~50/60Hz sec. 750mA
 Total consumption: 34.8W
 Material: aluminium/glass
 Ø: 16.5 cm H: 11 cm



0.9

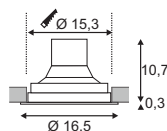


Series available in other variants

Supros 3000 luminaire family, see pages 022-031.

Note

Material thickness, mounting surface: 25 mm



Rec. accessory	Item no.
Reflector 20°	114102
Reflector 40°	114104

Variant	Item no.
2100lm	
● black	114160
○ white	114161



A - A++



NEW



**SUPROS
LED**

- Premium LED
- Replaceable reflectors
- For professional use

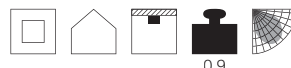
Lamp details



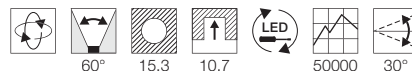
LED 1x 33.5W 3000K CRI>80

Product details

220-240V ~50/60Hz sec. 950mA
 Total consumption: 37.5W
 Material: aluminium/glass
 Ø: 16.5 cm H: 11 cm



0.9

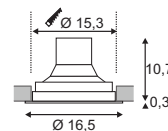


Series available in other variants

Supros 4000 luminaire family, see pages 022-031.

Note

Material thickness, mounting surface: 25 mm



Rec. accessory	Item no.
Reflector 20°	114102
Reflector 40°	114104

Variant	Item no.
3000K 3150lm	
● black	118110
○ white	118111
4000K 3150lm	
● black	118160
○ white	118161



A - A++



NEW



SUPROS
LED

- Premium LED
- Replaceable reflectors
- For professional use

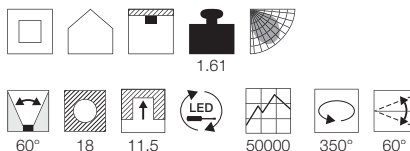
Lamp details



LED 1x 28W 4000K CRI80

Product details

220-240V ~50/60Hz sec. 750mA
Total consumption: 34.8W
Material: aluminium/glass
Ø: 19.5 cm H: 17 cm

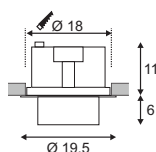


Series available in other variants

Supros 3000 luminaire family, see pages 022-031.

Note

Material thickness, mounting surface: 25 mm



Rec. accessory	Item no.
Reflector 20°	114102
Reflector 40°	114104

Variant	Item no.
2100lm	
● black	114170
2100lm	
○ white	114171



A - A++



NEW



SUPROS
LED

- Premium LED
- Replaceable reflectors
- For professional use

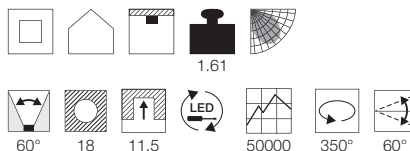
Lamp details



LED 1x 33.5W 3000K CRI>80

Product details

220-240V ~50/60Hz sec. 950mA
Total consumption: 37.5W
Material: aluminium/glass
Ø: 19.5 cm H: 17 cm

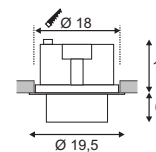


Series available in other variants

Supros 4000 luminaire family, see pages 022-031.

Note

Material thickness, mounting surface: 25 mm



Rec. accessory	Item no.
Reflector 20°	114102
Reflector 40°	114104

Variant	Item no.
3000K 3150lm	
● black	118120
3000K 3150lm	
○ white	118121
4000K 3150lm	
● black	118170
4000K 3150lm	
○ white	118171



A - A++



**DOWNLIGHT 15
LED**

- Particularly homogeneous lighting
- Premium LED

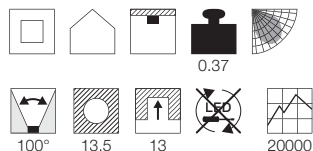
Lamp details



LED 1x 7W CRI>80

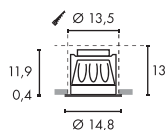
Product details

100-240V ~50/60Hz sec. 145mA
Total consumption: 8W
Material: aluminium/plastic
Ø: 14.8 cm H: 12.3 cm



Note

Material thickness, mounting surface: 30 mm



A - A++



**DOWNLIGHT 20
LED**

- Particularly homogeneous lighting
- Premium LED

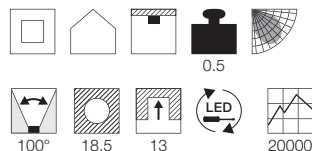
Lamp details



LED 1x 15W CRI>80

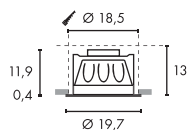
Product details

100-240V ~50/60Hz sec. 290mA
Total consumption: 16W
Material: aluminium/plastic
Ø: 19.7 cm H: 12.3 cm



Note

Material thickness, mounting surface: 30 mm



A - A++



**DOWNLIGHT 23
LED**

- Particularly homogeneous lighting
- Premium LED

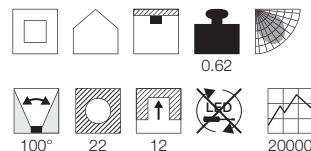
Lamp details



LED 1x 18W CRI>80

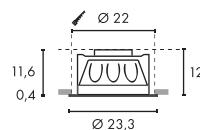
Product details

100-240V ~50/60Hz sec. 450mA
Total consumption: 20W
Material: aluminium/plastic
Ø: 23.3 cm H: 12 cm



Note

Material thickness, mounting surface: 30 mm



Variant	Item no.
3000K 520lm	
○ white	160421
4000K 550lm	
○ white	160431

Variant	Item no.
3000K 1200lm	
○ white	160441
4000K 1250lm	
○ white	160451

Variant	Item no.
3000K 1600lm	
○ white	160461
4000K 1700lm	
○ white	160471



A - A++



DOWNLIGHT 23 LED

- Particularly homogeneous lighting
- Premium LED

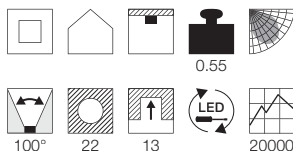
Lamp details



LED 1x 27W CRI80

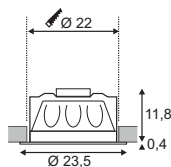
Product details

100-240V ~50/60Hz sec. 600mA
Total consumption: 28W
Material: aluminium/plastic
Ø: 23.5 cm H: 12.2 cm



Note

Material thickness, mounting surface: 30 mm



Variant	Item no.
3000K 2450lm	
○ white	160481
4000K 2580lm	
○ white	160491



A - A++



NEW

DOWNLIGHT 23 LED

- Premium LED

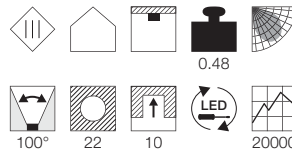
Lamp details



LED 1x 33W CRI80

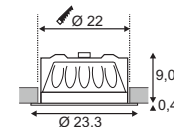
Product details

1000mA/1050mA
Material: aluminium/steel
Ø: 23.3 cm H: 9.4 cm




Note

LED driver can be selected: 1) Standard non-dimmable 40W/ 1000mA (464170). 2) 1-10V dimmable 40W/1000mA (464176). 3) DALI dimmable 50W/ 1050mA (464032). 4) TRIAC dimmable 40W/ 1050mA (464804).
Material thickness, mounting surface: 30 mm




Rec. accessory	Item no.
LED driver	464170
LED driver	464176
LED driver	464032
LED driver	464804

Variant	Item no.
3000K 3400lm	
○ white	160581
4000K 3700lm	
○ white	160591



A - A++



PANEL 360
LED

- LED driver can be selected:

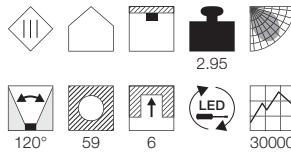
Lamp details



LED 1x 40W 3000K CRI80

Product details

1000mA/1050mA
Material: aluminium
Ø: 60 cm H: 4 cm



Series available in other variants

LED Panel luminaire family, see pages 022–031.

Note

LED driver can be selected: 1) Standard non-dimmable 40W/ 1000mA (464170). 2) 1-10V dimmable 40W/1000mA (464176). 3) DALI dimmable 50W/ 1050mA (464032). 4) TRIAC dimmable 40W/ 1050mA (464804).
Material thickness, mounting surface: 25 mm

Rec. accessory	Item no.
LED driver	464170
LED driver	464176
LED driver	464032
LED driver	464804

Variant	Item no.
2700K 2630lm	
○ white	158662
3000K 2630lm	
○ white	158663
4000K 2930lm	
○ white	158664



A - A++



I-VIDUAL LED PANEL
LED

- LED driver can be selected:

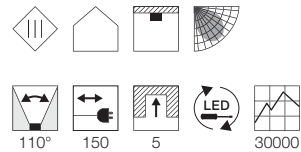
Lamp details



LED 1x 35W 3000K CRI>80

Product details

1000mA/1050mA
Material: aluminium/acrylic glass
L: 59.5 cm H: 1.3 cm



Series available in other variants


LED Panel luminaire family, see pages 022–031.

Note

LED driver can be selected: 1) Standard non-dimmable 40W/ 1000mA (464170). 2) 1-10V dimmable 40W/ 1000mA (464176). 3) DALI dimmable 50W/ 1050mA (464032). 4) TRIAC dimmable 40W/ 1050mA (464804). Can be converted to a pendant with suspension set and canopy, see page 127. Can be converted to a ceiling light with an installation frame, see page 361..

Rec. accessory	Item no.
LED driver	464170
LED driver	464176
LED driver	464032
LED driver	464804
Installation frame	158762
○ Ceiling plate	158791
Suspension set	158799

Variant	Item no.
3000K 3250lm W: 59.5 cm 3.7 kg	
○ white	158703
4000K 3650lm W: 59.5 cm 3.7 kg	
○ white	158704
3000K 3250lm W: 61.7 cm 4 kg	
○ white	158713
4000K 3650lm W: 61.7 cm 4 kg	
○ white	158714



A - A++



NEW



I-VIDUAL
LED Panel, 600x600

- Glare-free light
- Stable frame

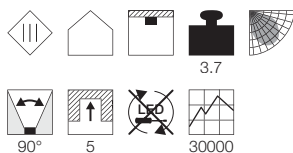
Lamp details



LED 1x 35W 3000K CRI>80

Product details

1000mA/1050mA
Material: aluminium/acrylic glass
L: 59.5 cm W: 59.5 cm H: 1.3 cm



Note


UGR <19

Rec. accessory

LED driver	Item no.
LED driver	464170
LED driver	464176
LED driver	464032
LED driver	464804
installation frame	158762
○ Ceiling plate	158791
Suspension set	158799

Variant

Variant	Item no.
3000K 3450lm	
○ white	158803
4000K 3900lm	
○ white	158804
3000K 3450lm	
● silver-grey	158823
4000K 3900lm	
● silver-grey	158824



A - A++



NEW



I-VIDUAL
LED Panel, 620x620

- Glare-free light
- Stable frame

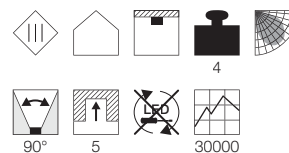
Lamp details



LED 1x 35W 3000K CRI>80

Product details

1000mA/1050mA
Material: aluminium/acrylic glass
L: 61.7 cm W: 61.7 cm H: 1.3 cm



Note


UGR <19

Rec. accessory

LED driver	Item no.
LED driver	464170
LED driver	464176
LED driver	464032
LED driver	464804
installation frame	158772
○ Ceiling plate	158791
Suspension set	158799

Variant

Variant	Item no.
3000K 3450lm	
○ white	158813
4000K 3900lm	
○ white	158814
3000K 3450lm	
● silver-grey	158833
4000K 3900lm	
● silver-grey	158834



A - A++



NEW

MEDO 30
Frameless, LED

- Lighting object - decorative and functional at the same time
- Frameless installation

Lamp details

LED 1x 12W 3000K CRI>80

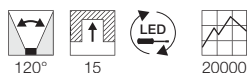


Product details

220-240V ~50/60Hz sec. 350mA
Total consumption: 16W
Material: aluminium/steel/frosted acrylic glass
Ø: 28 cm H: 10.8 cm




1.3 L



Series available in other variants

Medo LED luminaire family, see pages 022-031.



A - A++



MEDO 40
Frameless, LED

- Lighting object - decorative and functional at the same time
- Frameless installation

Lamp details

LED 4x 6W 3000K CRI80

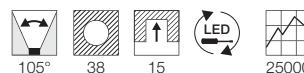


Product details

220-240V ~50/60Hz sec. 700mA
Total consumption: 31W
Material: aluminium/steel/frosted acrylic glass
Ø: 38 cm H: 12 cm



1.75 Triac C,L

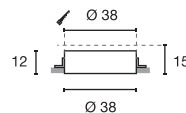


Series available in other variants

Medo LED luminaire family, see pages 022-031.

Note

Material thickness, mounting surface: 45 mm



Variant	Item no.
1200lm ○ white	135000

Variant	Item no.
2125lm ○ white	135050

Coming soon: January 2017



A - A++



A - A++



NEW

MEDO 60
Frameless, LED

- Lighting object - decorative and functional at the same time
- Frameless installation

Lamp details



LED 6x 6W 3000K CRI80

MEDO 90
Frameless, LED

- Lighting object - decorative and functional at the same time
- Frameless installation

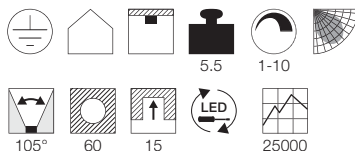
Lamp details



LED 1x 120W 3000K CRI>80

Product details

100-240V ~50/60Hz sec. 1000mA
Total consumption: 40W
Material: aluminium/steel/frosted acrylic glass
Ø: 60 cm H: 12 cm

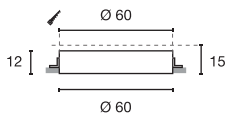


Series available in other variants

Medo LED luminaire family, see pages 022-031.

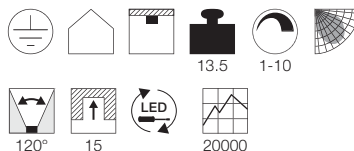
Note

Material thickness, mounting surface: 45 mm



Product details

100-240V ~50/60Hz sec. 2900mA
Total consumption: 119W
Material: aluminium/steel/frosted acrylic glass
Ø: 90 cm H: 11.6 cm



Series available in other variants

Medo LED luminaire family, see pages 022-031.

Variant	Item no.
3500lm ○ white	135100

Variant	Item no.
11000lm ○ white	135150

Coming soon: January 2017



A - A++



NEW



MEDO 30
Installation frame, LED

- Lighting object - decorative and functional at the same time

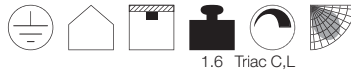
Lamp details

LED 1x 12W 3000K CRI>80

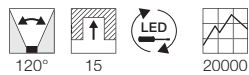


Product details

220-240V ~50/60Hz sec. 350mA
Total consumption: 16W
Material: aluminium/steel/frosted acrylic glass
Ø: 30 cm H: 11 cm



1.6 Triac C,L



Series available in other variants

Medo LED luminaire family, see pages 022-031.



A - A++



MEDO 40
Installation frame, LED

- Lighting object - decorative and functional at the same time

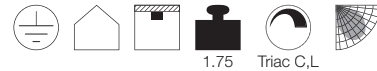
Lamp details

LED 4x 6W 3000K CRI80

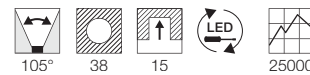


Product details

220-240V ~50/60Hz sec. 700mA
Total consumption: 31W
Material: aluminium/steel/frosted acrylic glass
Ø: 40 cm H: 12 cm



1.75 Triac C,L

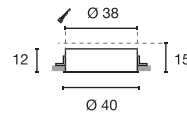


Series available in other variants

Medo LED luminaire family, see pages 022-031.

Note



Material thickness, mounting surface: 10-35 mm



Variant	Item no.
1200lm	
● black	135010
1200lm	
○ white	135011
1200lm	
● silver-grey	135014
1200lm	
● wine red	135016

Variant	Item no.
2125lm	
● black	135060
2125lm	
○ white	135061
2125lm	
● silver-grey	135064
2125lm	
● wine red	135066

Coming soon: January 2017



A - A++



MEDO 60
Installation frame, LED

- Lighting object - decorative and functional at the same time


Lamp details



LED 6x 6W 3000K CRI80



A - A++



MEDO 90
Installation frame, LED

- Lighting object - decorative and functional at the same time

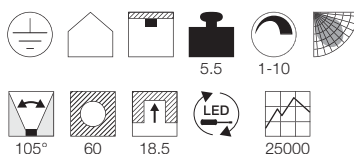
Lamp details



LED 1x 120W 3000K CRI>80

Product details

100-240V ~50/60Hz sec. 1000mA
Total consumption: 40W
Material: aluminium/steel/frosted acrylic glass
Ø: 61 cm H: 15 cm



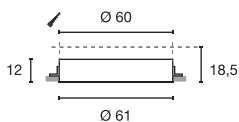
105° 60 18,5 25000

Series available in other variants

Medo LED luminaire family, see pages 022-031.

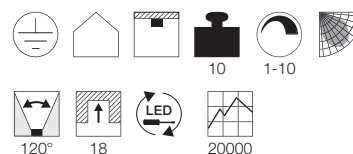
Note

Material thickness, mounting surface: 10-35 mm



Product details

100-240V ~50/60Hz sec. 2900mA
Total consumption: 119W
Material: aluminium/steel/frosted acrylic glass
Ø: 92 cm H: 11.6 cm



120° 18 20000


Series available in other variants

Medo LED luminaire family, see pages 022-031.

Variant	Item no.
3500lm	
● black	135110
3500lm	
○ white	135111
3500lm	
● silver-grey	135114
3500lm	
● wine red	135116

Variant	Item no.
11000lm	
● black	135160
11000lm	
○ white	135161
11000lm	
● silver-grey	135164

Coming soon: January 2017



A - A++



LIGHTPOINT
LED

- Premium LED

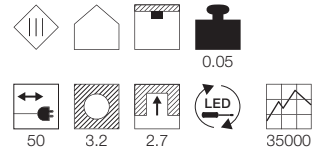
Lamp details



LED 1x 1W 3000K CRI80

Product details

350mA
Material: aluminium/plastic
Ø: 3.7 cm H: 5 cm



Note

Material thickness, mounting surface: 15 mm

Rec. accessory	Item no.
LED driver	464107
● Multiway connector	111850

Variant	Item no.
60lm	
○ white	118021
60lm	
● aluminium brushed	118026



C - A+



CRYSTAL 1

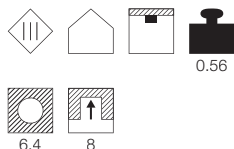
- Real crystal glass
- Special lighting effect

Lamp details

GU5.3 QR-C51 35W max.

Product details

12V ~50Hz
Material: steel/crystal glass
L: 10.2 cm W: 10.2 cm H: 2.7 cm



Note

Material thickness, mounting surface: 14 mm

Rec. accessory	Item no.
Transformer	461060
LV distribution box	410140

LED Upgrade

LED GU5.3 5W 38°
2700K 300lm EEL=A+
6kWh/1000h
Item no. 551862

Recommended transformer:
227140

Variant	Item no.
● chrome	114920



C - A+



CRYSTAL 2

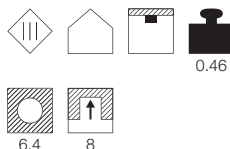
- Real crystal glass
- Special lighting effect

Lamp details

GU5.3 QR-C51 35W max.

Product details

12V ~50Hz
Material: steel/crystal glass
Ø: 10 cm H: 2.7 cm



Note

Material thickness, mounting surface: 14 mm

Rec. accessory	Item no.
Transformer	461060
LV distribution box	410140

LED Upgrade

LED GU5.3 5W 38°
2700K 300lm EEL=A+
6kWh/1000h
Item no. 551862

Recommended transformer:
227140

Variant	Item no.
● chrome	114921



C - A+



CRYSTAL 8

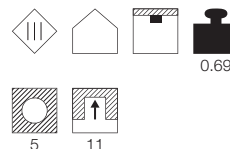
- Real crystal glass
- Special lighting effect

Lamp details

G4 QT9 20W max.
optional: LED

Product details

12V AC
Material: steel/crystal glass
Ø: 9 cm H: 7.5 cm



Note

Material thickness, mounting surface: 15 mm

Rec. accessory	Item no.
Transformer	461060
LV distribution box	410140

Rec. lamp














G4 20W
2700K 330lm EEL=C
22kWh/1000h
Item no. 512220

Variant	Item no.
○ clear	114931





MOBILE LUMINAIRES

 532	 532	 532	 532	 533	 533	 536
 534	 534	 535	 538	 539		
 537	 537	 537	 537			





A - A++



ROTOBALL
Floor 25/40/50

- Mobile luminaire

Lamp details

E27 TC(...)SE 24W max.
Ø: 9.5 cm max.
optional: LED

Product details

230V ~50Hz
Material: steel/PE

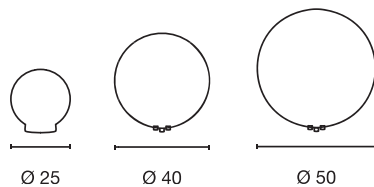


Series available in other variants

Rotoball luminaire family, see pages 022-031.

Note

IP Schuko plug



LED Upgrade


LED E27 9.5W
2700K 806lm EEL=A+
10kWh/1000h
Item no. 560161



Variant	Item no.
Ø: 25 cm 1.05 kg ○ white	227219
Ø: 40 cm 2.2 kg ○ silver-grey/white	227220
Ø: 50 cm 3.12 kg ○ silver-grey/white	227221



A - A++



DETT

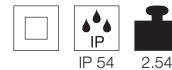
- Mobile luminaire

Lamp details

E27 TC-TSE 24W max.
Ø: 6 cm max.
optional: LED

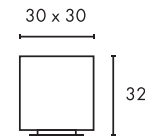
Product details

230V ~50Hz
Material: steel/PE
L: 30 cm W: 30 cm H: 32 cm



Note

IP Schuko plug




LED Upgrade

LED E27 5.5W
2700K 470lm EEL=A+
6kWh/1000h
Item no. 560160

Variant	Item no.
○ aluminium/white	227211



E - A++



NEW



OMNICUBE

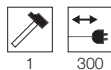
• Mobile luminaire

Lamp details

E27 TC(...)SE 24W max.
L: 15 cm max.
optional: LED

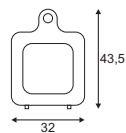
Product details

230V ~50/60Hz
Material: plastic/aluminium
L: 32 cm W: 31 cm H: 43.5 cm



Note

IP Schuko plug



LED Upgrade

LED E27 9.5W
2700K 806lm EEL=A+
10kWh/1000h
Item no. 560161



Variant	Item no.
● anthracite	227545
● rust	227547



A - A++



NEW

KENGA

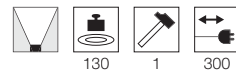
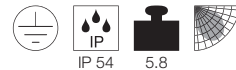
• Mobile luminaire

Lamp details

E27 TC(...)SE 24W max.
L: 22 cm max.
optional: LED

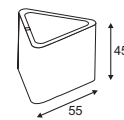
Product details

230V ~50/60Hz
Material: plastic PE/steel
L: 45 cm W: 51 cm H: 45 cm



Note

IP Schuko plug



LED Upgrade

LED E27 9.5W
2700K 806lm EEL=A+
10kWh/1000h
Item no. 560161



Variant	Item no.
○ white	227550



A - A++



ADEGAN MANILA

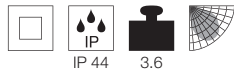
- High-quality design: Base made of granite, bar from stainless steel
- Weather-resistant braiding
- Mobile luminaire

Lamp details

E27 TC(...)SE 24W max.
 Ø: 4.8 max. L: 18 cm max.
 optional: LED

Product details

230V ~50Hz
 Material: granite/stainless steel/PE
 Ø: 32 cm H: 61.5 cm

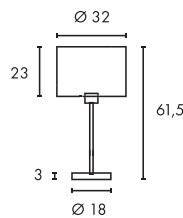


Series available in other variants

Adegan Manila luminaire family, see pages 022-031.

Note


IP contour plug



Rec. lamp

E27 23W
 2700K 1450lm EEL=A
 23kWh/1000h
 Item no. 508770

Variant	Item no.
● stainless steel/anthracite	231385



A - A++



ADEGAN MANILA

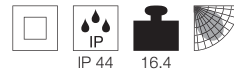
- High-quality design: Base made of granite, bar from stainless steel
- Weather-resistant braiding
- Mobile luminaire

Lamp details

E27 TC(...)SE 24W max.
 Ø: 4.8 max. L: 18 cm max.
 optional: LED

Product details

230V ~50Hz
 Material: granite/stainless steel/PE
 Ø: 38.5 cm H: 175.5 cm

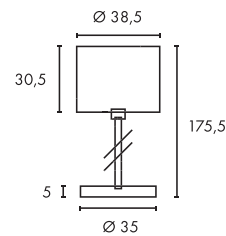


Series available in other variants

Adegan Manila luminaire family, see pages 022-031.

Note

IP contour plug



Rec. lamp

E27 23W
 2700K 1450lm EEL=A
 23kWh/1000h
 Item no. 508770

Variant	Item no.
● stainless steel/anthracite	231395



A - A++



ADEGAN

- Mobile luminaire
- Lamp shade: extremely UV-resistant polycarbonate

Lamp details

E27 TC(...)SE 24W max.
 Ø: 5.2 cm max.
 optional: LED

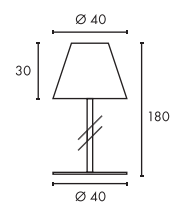
Product details

230V ~50Hz
 Material: plastic PC/aluminium
 Ø: 40 cm H: 180 cm



Note

IP contour plug



Rec. accessory

Earth spike

Item no.

228960

Rec. lamp

E27 23W
 2700K 1450lm EEL=A
 23kWh/1000h
 Item no. 508770

Variant


○ white

● anthracite

Item no.

228961

228965



E - A++



CUBIX 1

- Mobile luminaire

Lamp details

GU10 QPAR51 25W max.
optional: LED

Product details

230V ~50Hz
Material: aluminium/steel/glass
L: 10.8 cm W: 10.5 cm H: 12.5 cm



Note

IP Schuko plug

LED Upgrade

LED E27 5W 330°
2000K 500lm EEL=A+
5kWh/1000h
Item no. 560741

Variant	Item no.
● silver-grey	132832
● anthracite	132835



A - A++



PLENUM®
Swing

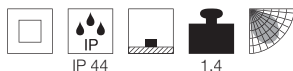
• Mobile luminaire

Lamp details

E27 TC(...)SE 25W max.
Ø: 5.2 cm max. L: 17.3 cm max.
optional: LED

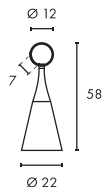
Product details

230V ~50Hz
Material: plastic PC/aluminium
Ø: 22 cm H: 58 cm



Note

IP contour plug



LED Upgrade

LED E27 4.7W
3000K 380lm EEL=A+
5kWh/1000h
Item no. 551532

Variant	Item no.
anthracite	228995



A - A++



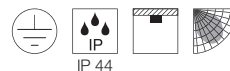
ROTOBALL
Swing 25/40/50

Lamp details

E27 TC(...)SE 24W max.
optional: LED

Product details

230V ~50/60Hz
Material: plastic/aluminium/steel

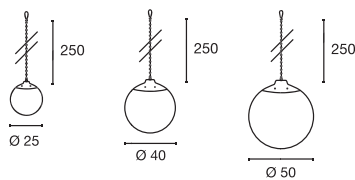


Series available in other variants

Rotoball luminaire family, see pages 022-031.

Note

IP contour plug



LED Upgrade

LED E27 14.3W 200°
2700K 1521lm EEL=A+
15kWh/1000h
Item no. 560422

Variant	Item no.
Ø: 25 cm 1.25 kg silver-grey/white	228050
Ø: 40 cm 2.3 kg silver-grey/white	228051
Ø: 50 cm 2.5 kg silver-grey/white	228052





E - A++



LISENNE-O

- Special material: stone
- Smoked-glass optics
- Mobile luminaire

Lamp details

E27 TC(...)SE 23W max.
 Ø: 5.5 cm max. L: 15 cm max.
 optional: LED

Product details

230V ~50/60Hz
 Material: basalt/glass
 Ø: 12 cm H: 28.5 cm



IP 44

2.8



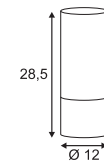
300

Series available in other variants

Lisenne-O luminaire family, see pages 022-031.

Note



IP contour plug



LED Upgrade

LED E27 5W 330°
 2000K 500lm EEl=A+
 5kWh/1000h
Item no. 560741

Variant	Item no.
● grey/smoked glass	231360



A - A++

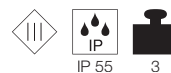


MAKE01
Outdoor Light & Sound Object

- Topline outdoor object
- Many functional features
- Battery operation possible

Product details

100-240V ~50/60Hz sek. 24V/DC
L: 85.5 cm W: 85.5 cm H: 72.5 cm



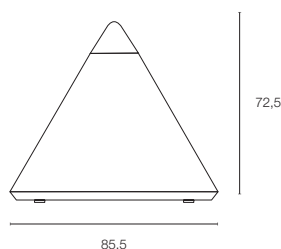
Note

The MAKE01 is an innovative all-in-one loudspeaker which for the first time combines music enjoyment with mood-lighting and design. A high-quality designer object specially for outdoor use. Be it by the pool, on the terrace or in the lounge, the MAKE01 transforms every room into a stage for an extra special production – whatever the weather, 365 days a year. Controllable ambient lighting using high-power LEDs (red / green / blue). Three controllable, freely configurable loudspeaker surfaces. 4 x 60W RMS at 6 Ohm. 2 Subwoofers 40 Hz to 250 Hz. Inputs for professional and consumer equipment. Cinch (Stereo), XLR (Stereo) for equipment with balanced output signals. Bluetooth (A2DP). WLAN (network access via MAKE01 Connect App) DMX in/out for professional lighting control using the DMX protocol. Mains-independent operation for mobile use using two 12 V / 7 Ah rechargeable batteries.

Diverse range of accessories available on request:

BT remote control, rollers, terrace mounts, ground anchors, synchronisation cables, covers, rechargeable battery pack, power supply, extension.

MAKE01. SOUND EXPERIENCE.
LIGHT & SOUND OBJECT.



FASCINATING LIGHT AND MUSIC EXPERIENCE.

The MAKE01 is an innovative all-in-one loudspeaker which for the first time combines music enjoyment with mood-lighting and design. A high-quality designer object specially for outdoor use. Be it by the pool, on the terrace or in the lounge, the MAKE01 transforms every room into a stage for an extra spe-




cial production – whatever the weather, 365 days a year. Alongside the brilliant sound experience, MAKE01 gives you ambient lighting with an unlimited variety of colours. Light, colour changes and music can be controlled very simply using a remote control or via Bluetooth – either mains or battery operated.

Variant	Item no.
● black	228080
○ white	228081





PATH LIGHTS

 545	 545	 551	 552	 552	 553	 558	 558
 577	 566	 567	 567	 569	 569	 570	 570
 573	 573	 574	 575	 575	 552	 552	

SMALL FLOOR STANDS (15-35 cm)

 544	 546	 547	 547	 548	 554	 554	 565
--	--	--	--	--	--	--	--

MEDIUM FLOOR STANDS (40-70 CM)

 546	 547	 547	 548	 557	 549	 550	 553
 554	 554	 555	 555	 557	 563	 564	 565
 569	 569	 571	 571	 571	 571	 548	 565

LARGE FLOOR STANDS (75-225 CM)

 546	 547	 549	 549	 549	 564	 553	 554
 555	 555	 556	 557	 559	 560	 560	 561
 561	 563	 572	 572	 572			







E - A++



CONE

Lamp details

E27 A60 100W max.
L: 15 cm max.
optional: LED TC(...)SE QA60

Product details

230V ~50Hz
Material: aluminium/glass
Ø: 19 cm H: 24 cm



IP 54

2.55

LED Upgrade

LED E27 9.5W
2700K 806lm EEL=A+
10kWh/1000h
Item no. 560161




Variant

● anthracite

Item no.

230435



A - A++



IPERI 50
LED

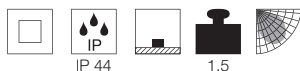
Lamp details



LED 1x 4W 4000K CRI>70
and E27 A60 60W max.
optional: LED TC(...)SE QA60

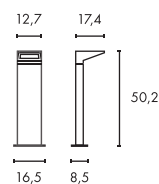
Product details

230V ~50Hz
Total consumption: 5W
Material: aluminium/plastic
L: 12.7 cm W: 17.4 cm H: 50.2 cm



Series available in other variants

Iperi luminaire family, see pages 022-031.



A - A++



DELWA PATHLIGHT 60
LED

- Premium LED

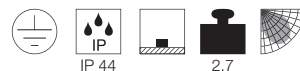
Lamp details



LED 4x 1.5W 3000K CRI80
and E27 A60 60W max.
optional: LED TC(...)SE QA60

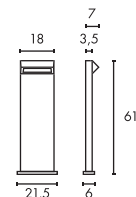
Product details

230V ~50Hz
Total consumption: 6.8W
Material: aluminium
L: 18 cm W: 7 cm H: 61 cm



Series available in other variants

Delwa luminaire family



Rec. accessory	Item no.
Earth spike	231231

Variant	Item no.
320lm	
○ white	231301
320lm	
● anthracite	231305

Rec. accessory	Item no.
T-connector box	228726
Earth spike	229841
Concrete anchor	229840

Variant	Item no.
100lm	
○ white	232201
100lm	
● anthracite	232205
100lm	
● aluminium brushed / lacquered	232206



A - A++



ROX ACRYL POLE
30/60/90

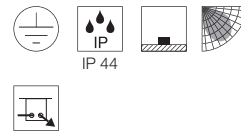
- Aluminium luminaire, elegant appearance

Lamp details

E27 TC-TSE 20W max.
Ø: 6 max. L: 17 cm max.
optional: LED

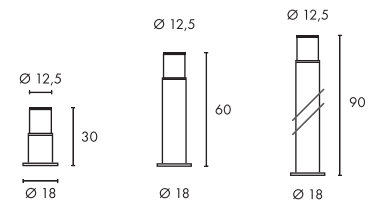
Product details

230V ~50Hz
Material: aluminium/acrylic glass
Ø: 12.5 cm



Series available in other variants

Rox luminaire family, see pages 022–031.



Rec. accessory **Item no.**

Earth spike	231234
Concrete anchor	232220

LED Upgrade

LED E27 9.5W
2700K 806lm EEL=A+
10kWh/1000h
Item no. 560161



Variant **Item no.**

H: 30 cm 1.6 kg	
● aluminium brushed / lacquered	232256
H: 60 cm 2.3 kg	
● aluminium brushed / lacquered	232266
H: 90 cm 3.08 kg	
● aluminium brushed / lacquered	232276





A - A++



GRAFIT 30/60

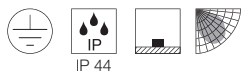
- Frosted plastic
- Lamp shade in smoked glass look

Lamp details

E27 TC(...)SE 11W max.
Ø: 6 max. L: 11.5 cm max.
optional: LED

Product details

230V ~50Hz
Material: aluminium/plastic
L: 8.5 cm W: 8.5 cm

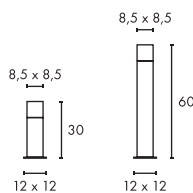


Series available in other variants

Grafit luminaire family, see pages 022–031.

Note

Connection box incl.



Rec. accessory	Item no.
Screw set	228752
Earth spike	231230

LED Upgrade

LED E27 9.5W
2700K 806lm EEL=A+
10kWh/1000h
Item no. 560161



Variant	Item no.
H: 30 cm 0.8 kg ● anthracite	231215
H: 60 cm 1.4 kg ● anthracite	231225



A - A++



SQUARE POLE 30/60/90

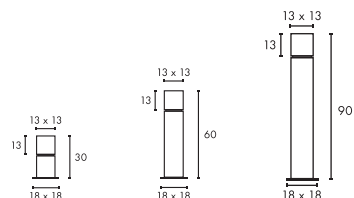
- Aluminium luminaire, elegant appearance

Lamp details

E27 TC(...)SE 20W max.
Ø: 6 max. L: 15 cm max.
optional: LED

Product details

230V ~50Hz
Material: aluminium/acrylic glass
L: 13 cm W: 13 cm



Rec. accessory	Item no.
Earth spike	231234
Concrete anchor	232220

LED Upgrade

LED E27 9.5W
2700K 806lm EEL=A+
10kWh/1000h
Item no. 560161



Variant	Item no.
H: 30 cm 2.1 kg ● aluminium brushed / lacquered	232236
H: 60 cm 3.2 kg ● aluminium brushed / lacquered	232246
H: 90 cm 4.1 kg ● aluminium brushed / lacquered	232249



A - A++



GLOO PURE 27/44/70

- Real glass

Lamp details

E27 TC(...)SE 20W max.
 Ø: 4.8 max, L: 18 cm max.
 optional: LED

Product details

230V ~50Hz
 Material: aluminium/frosted glass
 Ø: 20 cm

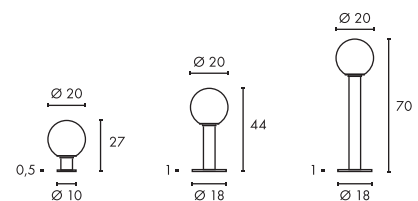


IP 44



Series available in other variants

Gloo pure luminaire family, see pages 022–031.



Rec. accessory

Rec. accessory	Item no.
Connection box	228730
Earth spike	231234

Rec. lamp

E27 20W
 2700K 1200lm EEL=A
 20kWh/1000h
 Item no. 508760

Variant

Variant	Item no.
H: 27 cm 0.6 kg ● anthracite	232015
H: 44 cm 0.9 kg ● anthracite	232025
H: 70 cm 1.2 kg ● anthracite	232035



A - A++



A - A++



ALPA CONE
80/100



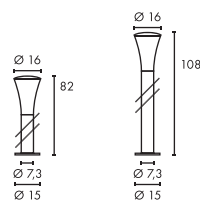
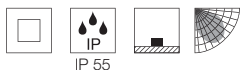
ALPA MUSHROOM
40/75

Lamp details

E27 TC(...)SE 24W max.
Ø: 5.2 max. L: 17.5 cm max.
optional: LED

Product details

230V ~50Hz
Material: aluminium/plastic PC
Ø: 16 cm

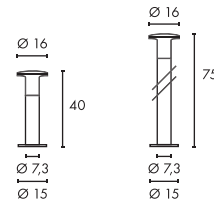



Lamp details

E27 TC(...)SE 24W max.
Ø: 5.2 max. L: 16 cm max.
optional: LED

Product details

230V ~50Hz
Material: aluminium/plastic PC
Ø: 16 cm



Rec. accessory	Item no.
Connection box	228730
Earth spike	228722
Concrete anchor	228712

Rec. lamp
E27 23W
2700K 1450lm EEL=A
23kWh/1000h
Item no. 508770

Variant	Item no.
H: 82 cm 1.3 kg ● silver-grey	228912
H: 82 cm 1.3 kg ● stone-grey	228915
H: 108 cm 1.45 kg ● silver-grey	228922
H: 108 cm 1.45 kg ● Stone-grey	228925

Rec. accessory	Item no.
Connection box	228730
Earth spike	228722
Concrete anchor	228712

Rec. lamp
E27 23W
2700K 1450lm EEL=A
23kWh/1000h
Item no. 508770

Variant	Item no.
H: 40 cm 0.9 kg ● silver-grey	228932
H: 40 cm 0.9 kg ● stone-grey	228935
H: 75 cm 2 kg ● silver-grey	228942
H: 75 cm 2 kg ● anthracite	228945



A - A++



SLOTS
45/65, LED

- Indirect light emission
- Premium LED

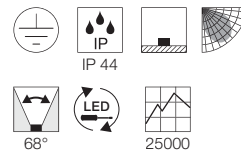
Lamp details



LED 1x 3000K CRI>80
and E27 A60 60W max.
optional: LED TC(...)SE QA60

Product details

220-240V ~50/60Hz
Total consumption: 6.3W
Material: aluminium
Ø: 9 cm

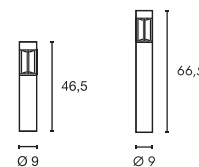


Series available in other variants

Slots luminaire family, see pages 022-031.

Note

Concrete anchor incl.




Rec. accessory

Item no.

Connection box **228730**
Screw set **228753**

Variant **Item no.**


200lm H: 46.5 cm 1.13 kg	
● anthracite	231815
200lm H: 46.5 cm 1.13 kg	
● rust	231817
200lm H: 66.5 cm 1.37 kg	
● anthracite	231455
200lm H: 66.5 cm 1.37 kg	
● rust	231457



B - A++



QUADRASYL
75



Lamp details

GX53 TCR-TSE 11W max.
Ø: 7.5 max. L: 2.7 cm max.
optional: LED

Product details

230V ~50Hz
Material: aluminium
L: 22.5 cm W: 19 cm H: 75 cm

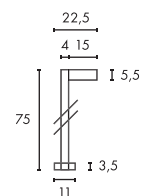


Series available in other variants

Quadrasyll luminaire family, see pages 022–031.

Note

concrete anchor incl.



Rec. accessory

Item no.

Connection box

228730

LED Upgrade

LED GX53 3W 120°
3000K 250lm EEL=A++
3kWh/1000h
Item no. 551372

Variant


Item no.

● silver-grey

232294

● anthracite

232295





A - A++



LOGS
40/70, LED

- Indirect lighting
- Premium LED

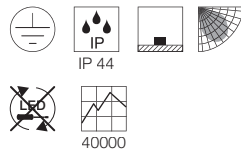
Lamp details



LED 1x 6W 3000K CRI>80
and E27 A60 60W max.
optional: LED TC(...)SE QA60

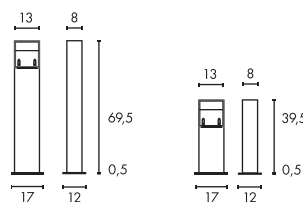
Product details

100-240V ~50/60Hz sek. 500mA
Total consumption: 8W
Material: aluminium
L: 13 cm W: 8 cm



Series available in other variants

Logs luminaire family, see pages 022-031.



Rec. accessory	Item no.
Connection box	228730
Earth spike	231230
Screw set	228754

Variant	Item no.
550lm H: 39.5 cm 2 kg ● silver-grey	232114
420lm H: 39.5 cm 2 kg ● anthracite	232115
550lm H: 69.5 cm 2.8 kg ● silver-grey	232124
420lm H: 69.5 cm 2.8 kg ● anthracite	232125



A - A++



SLOTBOX
40/70, LED

- Premium LED

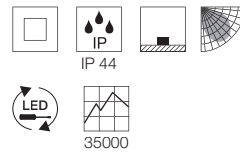
Lamp details



LED 1x 4.5W 3000K CRI80
and E27 A60 60W max.
optional: LED TC(...)SE QA60

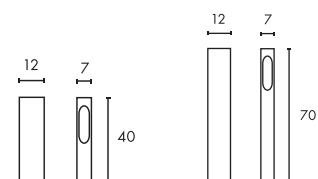
Product details

200-240V ~50/60Hz sek. 350mA
Total consumption: 6W
Material: aluminium
L: 7 cm W: 12 cm



Note

Open cable end



Rec. accessory	Item no.
Connection box	228730

Variant	Item no.
320lm H: 40 cm 1.45 kg ● anthracite	232135
320lm H: 70 cm 2.1 kg ● anthracite	232145



A - A++



BACCO
70/90



A - A++



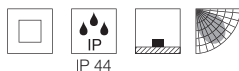
TRAPECCO

Lamp details

E27 TC-TSE 15W max.
Ø: 4.8 max. L: 17 cm max.
optional: LED

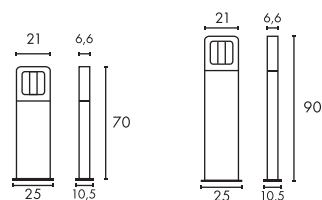
Product details

230V ~50Hz
Material: aluminium/plastic PC
L: 21 cm W: 6.6 cm



Note

Connection box incl.



Rec. accessory

Earth spike

Item no.

231232

LED Upgrade

LED E27 4.7W
3000K 380lm EEL=A+
5kWh/1000h
Item no. 551532

Variant	Item no.
H: 70 cm 3.2 kg ● anthracite	231325
H: 90 cm 3.5 kg ● anthracite	231335

Lamp details



LED 1x 9.8W 3000K CRI>80
and E27 A60 60W max.
optional: LED TC(...)SE QA60

Product details

230V ~50Hz
Total consumption: 10W
Material: aluminium
L: 29 cm W: 24 cm H: 90 cm

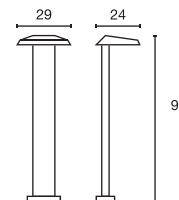


Series available in other variants

Trapecco luminaire family, see pages 022-031.

Note

Open cable end
Concrete anchor incl.



Rec. accessory

Connection box

Item no.

228730

Variant	Item no.
850lm ● anthracite	231765



A - A++



VAP SLIM
30/60/90

- Special material: stainless steel 304

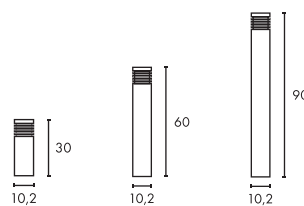
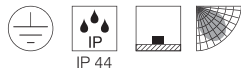
Lamp details

E27 TC(...)SE 20W max.
Ø: 5 max. L: 13.6 cm max.
optional: LED

Product details

230V ~50Hz

Material: stainless steel304
Ø: 10.2 cm




Rec. accessory	Item no.
Earth spike	230060
Concrete anchor	230061

Rec. lamp

E27 20W
2700K 1200lm EEL=A
20kWh/1000h
Item no. 508760

Variant	Item no.
H: 30 cm 1.5 kg ● brushed stainless steel	230063
H: 60 cm 2.5 kg ● brushed stainless steel	230066
H: 90 cm 3.4 kg ● brushed stainless steel	230069



A - A++



VAP
30/60, LED

- Special material: stainless steel 316
- Premium LED

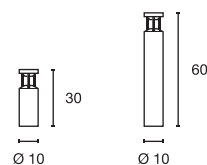
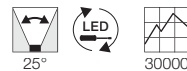
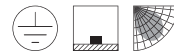
Lamp details



LED 1x 6.7W 3000K CRI80
and E27 A60 60W max.
optional: LED TC(...)SE QA60

Product details

100-240V ~50/60Hz sek. 700mA
Total consumption: 8.9W
Material: stainless steel316
Ø: 10 cm



Rec. accessory	Item no.
Earth spike	230060
Concrete anchor	230061

Variant	Item no.
320lm H: 30 cm 1.52 kg ● brushed stainless steel	231893
320lm H: 60 cm 2.28 kg ● brushed stainless steel	231896



A - A+



BIG NAILS
50/80, Stainless steel 304

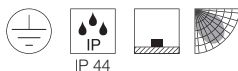
- Special material: stainless steel 304

Lamp details

E27 TC(...)SE 15W max.
Ø: 4.5 max. L: 17 cm max.
optional: LED

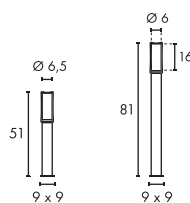
Product details

230V ~50Hz
Material: stainless steel304/plastic PC
Ø: 6.5 cm



Series available in other variants

Big Nails luminaire family, see pages 022–031.



Rec. accessory	Item no.
Earth spike	227922

LED Upgrade

LED E27 4.7W
3000K 380lm EEL=A+
5kWh/1000h
Item no. 551532

Variant	Item no.
H: 51 cm 1.1 kg ● stainless steel	229162
H: 81 cm 1.6 kg ● stainless steel	229172



A - A+



BIG NAILS
Plus 50/80, Stainless steel 304


- Special material: stainless steel 304

Lamp details

E27 TC(...)SE 23W max.
Ø: 4.8 max. L: 14.8 cm max.
optional: LED

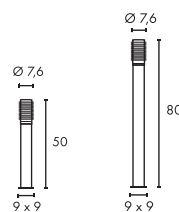
Product details

230V ~50Hz
Material: stainless steel304/acrylic glass
Ø: 7.6 cm



Series available in other variants

Big Nails luminaire family, see pages 022–031.



Rec. accessory	Item no.
Connection box	228730
Earth spike	227922

LED Upgrade

LED E27 4.7W
3000K 380lm EEL=A+
5kWh/1000h
Item no. 551532

Variant	Item no.
H: 50 cm 1.13 kg ● stainless steel	231602
H: 80 cm 1.54 kg ● stainless steel	231612



A - A++



OTOS GLAS

Lamp details

E27 TC(...)SE 15W max.
Ø: 6.5 max, L: 14.5 cm max.
optional: LED

Product details

230V ~50Hz
Material: aluminium/glass
Ø: 15.5 cm H: 93.5 cm

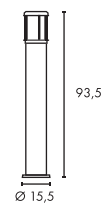


IP 43

2.6

Note

Concrete anchor incl.



Rec. accessory

Screw set

Item no.

228753

LED Upgrade

LED E27 14.3W 200°
2700K 1521lm EEL=A+
15kWh/1000h
Item no. 560422





Variant

- silver-grey
- anthracite

Item no.

230464
230465





A - A++



VAP 40/70/100

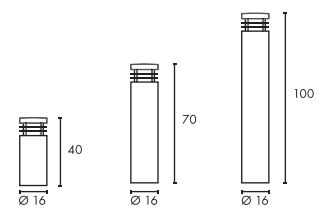
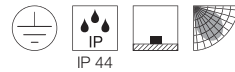
- Special material: Stainless steel 304

Lamp details

E27 TC(...)SE 23W max.
 Ø: 5.2 max. L: 12.1 cm max.
 optional: LED

Product details

230V ~50Hz
 Material: stainless steel304
 Ø: 16 cm



Rec. accessory

Rec. accessory	Item no.
Connection box	228730
Concrete anchor	229059

Rec. lamp

E27 15W
 2700K 970lm EEL=A
 15kWh/1000h
Item no. 509012

Variant	Item no.
H: 40 cm 4.4 kg ● stainless steel	229054
H: 70 cm 6 kg ● stainless steel	229057
H: 100 cm 7.6 kg ● stainless steel	229050



A - A++



ENOLA_C OUT POLE LED

- Premium LED

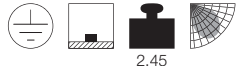
Lamp details



LED 1x 9W 3000K CRI80
and E27 A60 60W max.
optional: LED TC(...)SE QA60


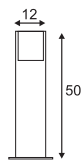
Product details

100-240V ~50/60Hz sek. 500mA
Total consumption: 12W
Material: aluminium/glass
L: 18.7 cm W: 12 cm H: 51 cm



Series available in other variants

Enola_C luminaire family, see pages 022-031.



E - A++



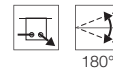
ROX PATHLIGHT

Lamp details

GU10 QPAR111 50W max.
optional: LED

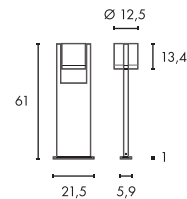
Product details

230V ~50Hz
Material: aluminium/glass
L: 21.5 cm W: 12.5 cm H: 61 cm



Series available in other variants

Rox luminaire family, see pages 022-031.



Rec. accessory	Item no.
Connection box	228730

Variant	Item no.
800lm	
● anthracite	228545



Rec. accessory	Item no.
T-connector box	228726
Concrete anchor	229840
Earth spike	229841

LED Upgrade

LED GU10 17.5W 30°
2700K 880lm EEE=A
18kWh/1000h
Item no. 551642



Variant	Item no.
● aluminium brushed	229836



A - A++



**BOOKAT
LED**

- Special lighting effect
- High-voltage LED

Lamp details



LED 1x 12.5W 3000K CRI80
and E27 A60 60W max.
optional: LED TC(...)SE QA60



Product details

230V ~50Hz
Total consumption: 13W
Material: aluminium
L: 30 cm W: 6 cm H: 100 cm D: 6 cm



IP 44

2.5

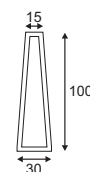
Triac, C, L



50000

Note

Open cable end



Rec. accessory

Item no.

Connection box

228730

Variant

Item no.

520lm

● anthracite

231855



POLE PARC
150

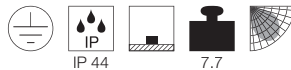
- Highly polished reflector for effective lighting
- High output lamp for professional use

Lamp details

2G11 TC-L 36W

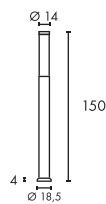
Product details

100-280V 0/~50/60Hz
Total consumption: 33W
Material: aluminium/plastic PC
Ø: 14 cm H: 150 cm



Note

Concrete anchor incl.



Rec. accessory	Item no.
Connection box	228730

Rec. lamp
2G11 36W 4000K 2900lm EEL=A 40kWh/1000h Item no. 590145

Variant	Item no.
● anthracite	227985



POLE PARC
200

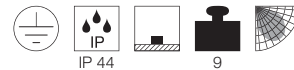
- Highly polished reflector for effective lighting
- High output lamp for professional use

Lamp details

2G11 TC-L 55W

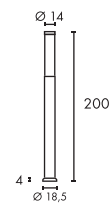
Product details

230V ~50Hz
Total consumption: 46W
Material: aluminium/plastic PC
Ø: 14 cm H: 200 cm



Note

Concrete anchor incl.



Rec. accessory	Item no.
Connection box	228730

Rec. lamp
2G11 55W 3000K 4800lm EEL=A 61kWh/1000h Item no. 508450

Variant	Item no.
● anthracite	227975



A - A++



C-POL

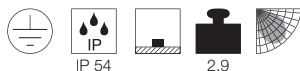
- Highly polished reflector for effective lighting

Lamp details

E27 TC(...)SE 24W max.
 Ø: 5.2 max. L: 17.3 cm max.
 optional: LED

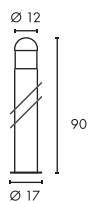
Product details

230V ~50Hz
 Material: aluminium/plastic PC
 Ø: 12 cm H: 90 cm



Series available in other variants

C-POL luminaire family, see pages 022–031.



Rec. accessory	Item no.
Connection box	228730

Rec. lamp	Item no.
E27 23W 2700K 1450lm EEI=A 23kWh/1000h	508770

Variant	Item no.
● anthracite	231475



A - A++



F-POL

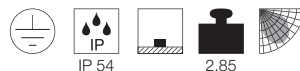
- Highly polished reflector for effective lighting

Lamp details

E27 TC(...)SE 20W max.
 Ø: 5 max. L: 14.8 cm max.
 optional: LED

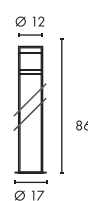
Product details

230V ~50Hz
 Material: aluminium/plastic PC
 Ø: 12 cm H: 86 cm



Series available in other variants

F-POL luminaire family, see pages 022–031.



Rec. accessory	Item no.
Connection box	228730

Rec. lamp	Item no.
E27 20W 2700K 1200lm EEI=A 20kWh/1000h	508760

Variant	Item no.
● anthracite	231595

SLV RUSTY.

LUMINAIRES MADE OF RUSTY STEEL.

Bollard lights and path lights, round or square, in various heights and with different lighting effects – SLV's comprehensive RUSTY range leaves nothing to be desired.



EXTRAORDINARY RUSTY APPEARANCE

The luminaires from SLV's RUSTY range stand out with their extraordinary rusty appearance and give every outdoor space a special meaning. The warm rusty appearance is achieved by a special chemical treatment of the FeCSi steel used. This makes the luminaires exclusive unique pieces and an absolutely special feature wherever they are installed.





A - A++



RUSTY SQUARE
40/70

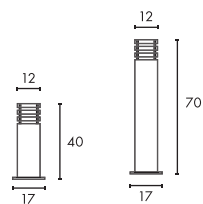
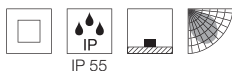
- Rusted steel
- Each fitting is unique

Lamp details

E27 TC(...)SE 11W max.
Ø: 4.8 max. L: 13.9 cm max.
optional: LED

Product details

230V ~50Hz
Material: FeCSi steel/plastic PC
L: 12 cm W: 12 cm



Rec. accessory	Item no.
Connection box	228730
Earth spike	229422

LED Upgrade

LED E27 4.7W
3000K 380lm EEL=A+
5kWh/1000h
Item no. 551532

Variant	Item no.
H: 40 cm 11 kg ● rusted iron	229420
H: 71 cm 22 kg ● rusted iron	229421



A - A++



RUSTY SQUARE
40/70, LED

- Rusted steel
- Each fitting is unique
- High-voltage LED

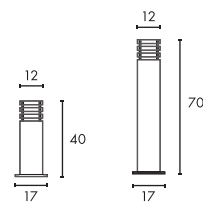
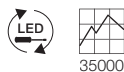
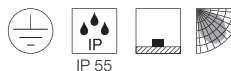
Lamp details



LED 1x 8.6W 3000K CRI80
and E27 A60 60W max.
optional: LED TC(...)SE QA60

Product details

220-240V ~50/60Hz
Total consumption: 8.6W
Material: FeCSi steel/plastic PC
L: 12 cm W: 12 cm



Rec. accessory	Item no.
Connection box	228730
Earth spike	229422

Variant	Item no.
470lm H: 40 cm 11 kg ● rusted iron	233427
470lm H: 71 cm 22 kg ● rusted iron	233437



A - A++



RUSTY
40/70

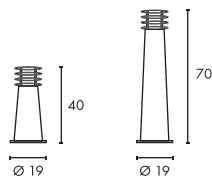
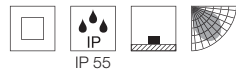
- Rusted steel
- Each fitting is unique

Lamp details

E27 TC(...)SE 11W max.
Ø: 4.8 max. L: 13.9 cm max.
optional: LED

Product details

230V ~50Hz
Material: FeCSi steel/plastic PC
Ø: 19 cm



Rec. accessory **Item no.**

Connection box **228730**
Earth spike **229022**

LED Upgrade

LED E27 4.7W
3000K 380lm EEL=A+
5kWh/1000h
Item no. 551532

Variant	Item no.
H: 40 cm 11 kg ● rusted iron	229020
H: 70 cm 17.5 kg ● rusted iron	229021



A - A++



RUSTY
40/70, LED

- Rusted steel
- Each fitting is unique
- High-voltage LED

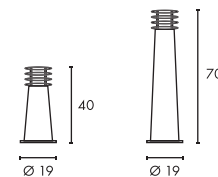
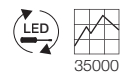
Lamp details

LED 1x 8.6W 3000K CRI80
and E27 A60 60W max.
optional: LED TC(...)SE QA60



Product details

220-240V ~50/60Hz
Total consumption: 8.6W
Material: FeCSi steel/plastic PC
Ø: 19 cm



Rec. accessory **Item no.**

Connection box **228730**
Earth spike **229022**

Variant	Item no.
470lm H: 40 cm 11 kg ● rusted iron	233407
470lm H: 70 cm 17.5 kg ● rusted iron	233417



A - A++



RUSTY CONE

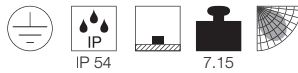
- Rusted steel
- Each fitting is unique

Lamp details

E14 C35 40W max.
 Ø: 4.8 max. L: 13.9 cm max.
 optional: LED TC(...)SE QC35

Product details

230V ~50Hz
 Material: FeCSi steel/plastic PC
 Ø: 15 cm H: 24 cm



A - A++



RUSTY CONE 40/70

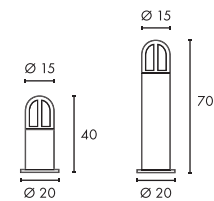
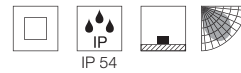
- Rusted steel
- Each fitting is unique

Lamp details

E27 TC(...)SE 11W max.
 Ø: 4.8 max. L: 13.9 cm max.
 optional: LED

Product details

230V ~50Hz
 Material: FeCSi steel/plastic PC
 Ø: 15 cm



Rec. accessory	Item no.
Connection box	228730
Earth spike	229423

LED Upgrade

LED E14 4W
 2700K 250lm EEL=A+
 3kWh/1000h
Item no. 560222

Variant	Item no.
● rusted iron	229430

LED Upgrade

LED E27 4.7W
 3000K 380lm EEL=A+
 5kWh/1000h
Item no. 551532

Variant	Item no.
H: 40 cm 12.2 kg ● rusted iron	229431
H: 70 cm 18.8 kg ● rusted iron	229432



B - A++



RUSTY PATHLIGHT

- Rusted steel
- Each fitting is unique

Lamp details

GX53 TCR-TSE 9W max.
 Ø: 7.5 max. L: 2.7 cm max.
 optional: LED

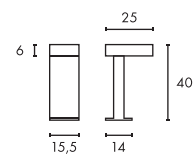
Product details

230V ~50Hz
 Material: FeCSI steel/aluminium
 L: 15.5 cm W: 25 cm H: 40 cm



IP 44

12.7



Rec. accessory	Item no.
Connection box	228730
Earth spike	229422

LED Upgrade

LED GX53 3W 120°
 3000K 250lm EEL=A++
 3kWh/1000h
 Item no. 551372

Variant	Item no.
● rusted iron	230090



A - A++



RUSTY SLOT
50/80

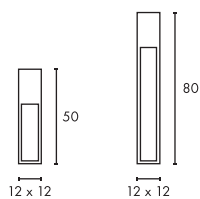
- Rusted steel
- Each fitting is unique

Lamp details

E27 TC(...)SE 11W max.
Ø: 4.8 max. L: 13.9 cm max.
optional: LED

Product details

230V ~50Hz
Material: FeCSi steel
L: 12 cm W: 12 cm



Rec. accessory	Item no.
Connection box	228730
Earth spike	231230

LED Upgrade

LED E27 4.7W
3000K 380lm EEL=A+
5kWh/1000h
Item no. 551532

Variant	Item no.
H: 50 cm 12.5 kg ● rusted iron	229410
H: 80 cm 18.5 kg ● rusted iron	229411



A - A++



RUSTY SLOT
50/80, LED

- Rusted steel
- Each fitting is unique
- High-voltage LED

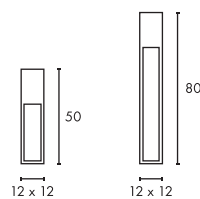
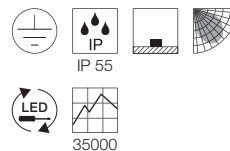
Lamp details



LED 1x 8.6W 3000K CRI80
and E27 A60 60W max.
optional: LED TC(...)SE QA60

Product details

220-240V ~50/60Hz
Total consumption: 8.6W
Material: FeCSi steel/plastic PC
W: 12 cm D: 12 cm



Rec. accessory	Item no.
Connection box	228730
Earth spike	231230

Variant	Item no.
470lm H: 50 cm 12.5 kg ● rusted iron	233447
470lm H: 80 cm 18.5 kg ● rusted iron	233457

SLV ARROCK.

NATURAL STONE LUMINAIRES.



SANDSTONE



BASALT



GRANITE

AT ONE WITH NATURE.

Outdoor fittings made of natural stone give every outdoor area a special degree of exclusivity. Luminaires made of natural stone are not just robust but, thanks to their different surface properties, are always a unique piece. They fit naturally into every environment – a park, garden, pathway, entrance area or terrace. Sandstone luminaires stand out with their individual structure and different shades of colour.

Basalt luminaires are made from volcanic material and stand out with their rugged and durable qualities and a grainy surface. Granite luminaires are rich in quartz and feldspars. These materials give the stone a sparkling appearance. Every natural stone luminaire combines a refined patina, sculpture and light into a harmonious eye-catcher.



A - A++



ARROCK STONE
50/75, LED

- Natural stone
- Premium LED


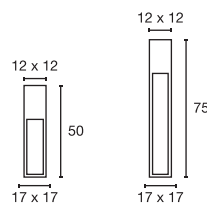
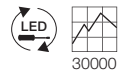
Lamp details



LED 1x 6W 3000K CRI80
and E27 A60 60W max.
optional: LED TC(...)SE QA60

Product details

100-240V ~50/60Hz sek. 700mA
Total consumption: 9W
Material: basalt
L: 12 cm W: 12 cm



A - A++



ARROCK SAND
40/70

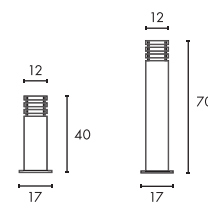
- Natural stone, sandstone, stainless steel

Lamp details

E27 TC(...)SE 15W max.
Ø: 5.2 max. L: 11.5 cm max.
optional: LED

Product details

230V ~50Hz
Material: sandstone/stainless steel 304
L: 12 cm W: 12 cm



Rec. accessory	Item no.
Earth spike	231235

Rec. accessory	Item no.
Earth spike	229422

Rec. lamp

E27 15W
2700K 970lm EEL=A
15kWh/1000h
Item no. 509012

Variant	Item no.
330lm H: 50 cm 15.5 kg ● stone-grey	231370
330lm H: 75 cm 22.2 kg ● stone-grey	231371

Variant	Item no.
H: 40 cm 10 kg ● sandstone	231400
H: 70 cm 19.5 kg ● sandstone	231401



E - A++



ARROCK ARC
QPAR51

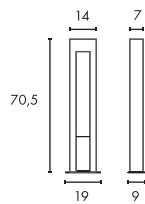
- Natural stone, granite, stainless steel

Lamp details

GU10 QPAR51 35W max.
Ø: 5 max. L: 7.6 cm max.
optional: LED

Product details

230V ~50Hz
Material: stainless steel 304/granite
L: 14 cm W: 7 cm H: 70.5 cm




Rec. accessory	Item no.
Earth spike	231233

LED Upgrade

LED GU10 3.5W 36°
3000K 240lm EEL=A+
4kWh/1000h
Item no. 560084

Variant	Item no.
● salt&pepper	231420



A - A++



ARROCK SLOT
QPAR51

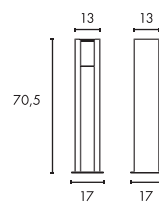
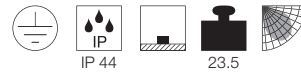
- Natural stone, granite, stainless steel

Lamp details

GU10 LED GU10 51mm 4W max.

Product details

230V ~50Hz
Material: stainless steel 304/granite
L: 13 cm W: 13 cm H: 70.5 cm



Note

Open cable end

Rec. accessory	Item no.
Earth spike	231235
Connection box	228730


LED Upgrade

LED GU10 3.5W 36°
3000K 240lm EEL=A+
4kWh/1000h
Item no. 560084

Variant	Item no.
● salt&pepper	231440



A - A++



ARROCK GRANITE
40/70

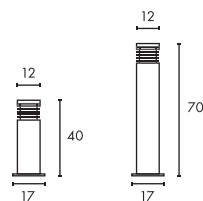
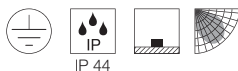
- Natural stone, granite, stainless steel

Lamp details

E27 TC(...)SE 15W max.
Ø: 5.2 max. L: 11.5 cm max.
optional: LED

Product details


230V ~50Hz
Material: granite/stainless steel 304
L: 12 cm W: 12 cm



Rec. accessory	Item no.
Earth spike	229422
Connection box	228730

Rec. lamp
E27 15W
2700K 970lm EEL=A
15kWh/1000h
Item no. 509012

Variant	Item no.
H: 40 cm 11 kg ● salt&pepper	231410
H: 70 cm 22.5 kg ● salt&pepper	231411



A - A++



ARROCK GRANITE
40/70, round

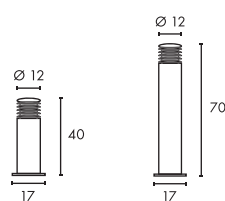
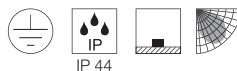
- Natural stone, granite, stainless steel

Lamp details

E27 TC(...)SE 15W max.
Ø: 4.4 max. L: 11.5 cm max.
optional: LED

Product details

230V ~50Hz
Material: granite/stainless steel 304
Ø: 12 cm



Rec. accessory	Item no.
Earth spike	229422
Connection box	228730

Rec. lamp
E27 11W
2700K 600lm EEL=A
11kWh/1000h
Item no. 508211

Variant	Item no.
H: 40 cm 7.8 kg ● salt&pepper	231430
H: 70 cm 15.2 kg ● salt&pepper	231431



A - A++



NEW



BENDO
LED

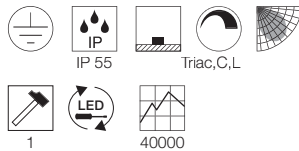
Lamp details

LED 1x 3000K CRI>80
and E27 A60 60W max.
optional: LED TC(...)SE QA60



Product details

220-240V ~50/60Hz
Material: aluminium/glass
W: 21 cm



Note

Open cable end



A - A++



NEW



TRUST
30/60, LED

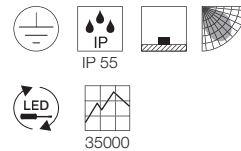
Lamp details

LED 1x 8.6W 3000K CRI80
and E27 A60 60W max.
optional: LED TC(...)SE QA60



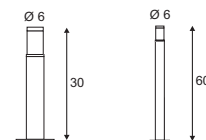
Product details

220-240V ~50/60Hz
Total consumption: 8.6W
Material: stainless steel 316
Ø: 6 cm



Series available in other variants

Trust luminaire family



Rec. accessory	Item no.
Concrete anchor	231849
Connection box	228730
T-connector box	228726

Variant	Item no.
10W 700lm L: 35 cm H: 80 cm 2.7 kg ● anthracite	231835
30W 1800lm L: 47.5 cm H: 225 cm 7.3 kg ● anthracite	231845

Coming soon: January 2017

Rec. accessory	Item no.
Connection box	228730
Earth spike	227922
Grid	227952
Grid	228130

Variant	Item no.
H: 30 cm 1.4 kg ● stainless steel	228100
H: 60.5 cm 2.25 kg ● stainless steel	228110



A - A++



NEW

**HELIA
LED**

- High-voltage LED

Lamp details

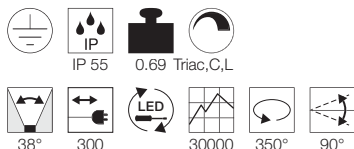


LED 1x 8W 3000K CRI80



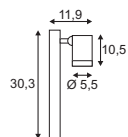
Product details

220-240V ~50/60Hz
Total consumption: 8W
Material: aluminium
W: 5.5 cm H: 30.3 cm D: 11.9 cm



Note

Open cable end



Rec. accessory

Rec. accessory	Item no.
● End piece/Earth spike	233155
● Extension rod	233165
● Stand	233145
Screw set	228752
Concrete anchor	228712
Earth spike	228722

Variant

Variant	Item no.
350lm	
● anthracite	233275



A - A++



NEW

**HELIA
LED**

- High-voltage LED

Lamp details

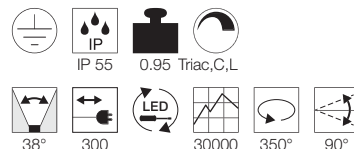


LED 2x 8W 3000K CRI80



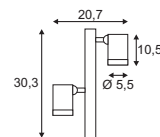
Product details

220-240V ~50/60Hz
Total consumption: 16W
Material: aluminium
W: 5.5 cm H: 30.3 cm D: 20.7 cm



Note

Open cable end



Rec. accessory

Rec. accessory	Item no.
● End piece/Earth spike	233155
● Extension rod	233165
● Stand	233145
Screw set	228752
Concrete anchor	228712
Earth spike	228722

Variant

Variant	Item no.
900lm	
● anthracite	233285



B - A++

SITRA
SL 360**Lamp details**

GX53 TCR-TSE 2x 9W max.
 Ø: 7.5 max. L: 3.5 cm max.
 optional: LED

Product details

230V ~50Hz
 Material: aluminium/glass
 L: 28 cm W: 11.6 cm H: 72 cm



IP 44



1.7



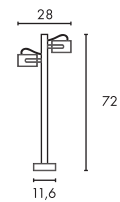
90°



90°

Series available in other variants

Sitra luminaire family, see pages 022–031.

**Rec. accessory**

Earth spike

Item no.

230060

LED Upgrade

LED GX53 3W 120°
 3000K 250lm EEL=A++
 3kWh/1000h

Item no. 551372

Variant

● stone-grey

Item no.

231504

● anthracite

231505



A - A++



MYRA 1

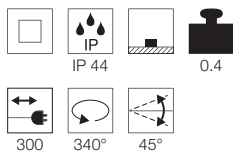
- Can be extended

Lamp details

GU10 LED GU10 51mm 4.5W max.
 Ø: 5 max. L: 5.7 cm max.

Product details

230V ~50Hz
 Material: aluminium
 L: 14 cm H: 30.5 cm



Series available in other variants

New Myra luminaire family, see pages 022–031.

Note

Open cable end

Rec. accessory	Item no.
Screw set	228752
Concrete anchor	228712
● Extension rod	233164
● Stand	233144
Earth spike	228722
● End piece/Earth spike	233154

LED Upgrade

LED GU10 4.5W 36°
 2700K 345lm EEL=A+
 5kWh/1000h
 Item no. 560182

Variant	Item no.
W: 7 cm	
● silver-grey	233174
W: 7 cm	
● anthracite	233175



A - A++



MYRA 2

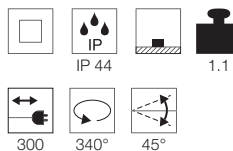
- Can be extended

Lamp details

GU10 LED GU10 51mm 2x 4.5W max.
 Ø: 5 max. L: 5.7 cm max.

Product details

230V ~50Hz
 Material: aluminium
 L: 25 cm H: 30.5 cm



Series available in other variants

New Myra luminaire family, see pages 022–031.

Note

Open cable end

Rec. accessory	Item no.
Screw set	228752
Concrete anchor	228712
● Extension rod	233165
● Stand	233145
Earth spike	228722
● End piece/Earth spike	233155

LED Upgrade

LED GU10 4.5W 36°
 2700K 345lm EEL=A+
 5kWh/1000h
 Item no. 560182

Variant	Item no.
W: 7 cm	
● silver-grey	233184
W: 7 cm	
● anthracite	233185





A - A++



NEW

PATH LIGHT S
LED 4000K

- Premium LED

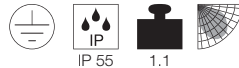
Lamp details



LED 1x 4000K CRI>80

Product details

100-277V ~50/60Hz sek. 500mA
Total consumption: 20W
Material: aluminium/glass
L: 17 cm W: 40 cm H: 6 cm



Note

The wall bracket (item no. 234225) is needed for installation.

Rec. accessory

Wall bracket

Item no.

234225

Variant

2010lm

● anthracite

Item no.

234205



A - A++



NEW

PATH LIGHT L
LED 4000K

- Premium LED

Lamp details



LED 1x 4000K CRI>80

Product details

220-240V ~50/60Hz sek. 700-1500mA
Total consumption: 65W
Material: aluminium/glass
L: 25 cm W: 60 cm H: 8.5 cm



Note

The wall bracket (item no. 234225) is needed for installation.

Rec. accessory

Wall bracket

Item no.

234235

Variant

5900lm

● anthracite

Item no.

234215



ROD SPIKE LUMINAIRES - SINGLE BEAM



ROD SPIKE LUMINAIRES - MULTI-BEAM



SPOT SPIKE LUMINAIRES



SPOTLIGHTS




FAÇADE LIGHTING











A - A++



CV-SPOT
40

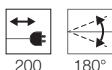
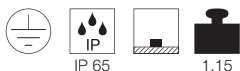
- Special material: Stainless steel 304

Lamp details

GU10 LED GU10 51mm 4W max.
Ø: 5 max. L: 5.7 cm max.

Product details

230V ~50Hz
Material: stainless steel 304
L: 11.8 cm W: 12.5 cm H: 15 cm

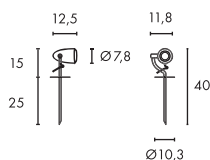


Series available in other variants

CV-Spot luminaire family, see pages 022–031.

Note

The lamp head can be adjusted and fixed in place using an Allen wrench.
IP Schuko plug incl.



LED Upgrade

LED GU10 3.5W 36°
3000K 240lm EEL=A+
4kWh/1000h
Item no. 560084

Variant	Item no.
● brushed stainless steel	231672



A - A++



CV-SPOT
80

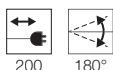
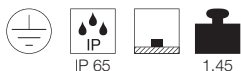
- Special material: Stainless steel 304

Lamp details

GU10 LED GU10 51mm 4W max.
Ø: 5 max. L: 5.7 cm max.

Product details

230V ~50Hz
Material: stainless steel 304
L: 11.8 cm W: 12.5 cm H: 56 cm

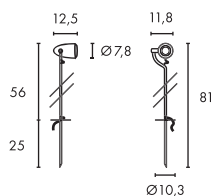


Series available in other variants

CV-Spot luminaire family, see pages 022–031.

Note

The lamp head can be adjusted and fixed in place using an Allen wrench.
IP Schuko plug incl.



LED Upgrade

LED GU10 3.5W 36°
3000K 240lm EEL=A+
4kWh/1000h
Item no. 560084

Variant	Item no.
● brushed stainless steel	231682



A - A++



CV-SPOT
120

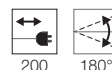
- Special material: Stainless steel 304

Lamp details

GU10 LED GU10 51mm 4W max.
Ø: 5 max. L: 5.7 cm max.

Product details

230V ~50Hz
Material: stainless steel 304
L: 11.8 cm W: 12.5 cm H: 93 cm

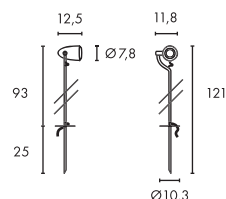


Series available in other variants

CV-Spot luminaire family, see pages 022–031.

Note


The lamp head can be adjusted and fixed in place using an Allen wrench.
IP Schuko plug incl.



LED Upgrade

LED GU10 3.5W 36°
3000K 240lm EEL=A+
4kWh/1000h
Item no. 560084

Variant	Item no.
● brushed stainless steel	231692





B - A++



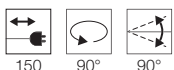
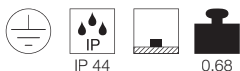
SITRA
360 Spike

Lamp details

GX53 TCR-TSE 9W max.
Ø: 7.5 max. L: 3.5 cm max.
optional: LED

Product details

230V ~50Hz
Material: aluminium/glass
L: 12 cm W: 6.2 cm H: 12 cm

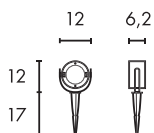


Series available in other variants

Sitra luminaire family, see pages 022–031.

Note

IP Schuko plug incl.
End cap



LED Upgrade

LED GX53 3W 120°
3000K 250lm EEL=A++
3kWh/1000h
Item no. 551372

Variant	Item no.
● anthracite	231525



B - A++



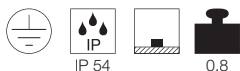
SITRA
Earth Spike

Lamp details

GX53 TCR-TSE 9W max.
Ø: 7.5 max. L: 3.5 cm max.
optional: LED

Product details

230V ~50Hz
Material: aluminium/glass
W: 17 cm H: 27 cm T: 10 cm



Series available in other variants

Sitra luminaire family, see pages 022–031.

Note

IP Schuko plug incl.

LED Upgrade

LED GX53 3W 120°
3000K 250lm EEL=A++
3kWh/1000h
Item no. 551372

Variant	Item no.
● grey	230374
● anthracite	230375



B - A++



SITRA
360 SL Spike

Lamp details

GX53 TCR-TSE 2x 9W max.
Ø: 7.5 max. L: 3.5 cm max.
optional: LED

Product details

230V ~50Hz
Material: aluminium/glass
L: 28 cm W: 11.6 cm H: 67 cm

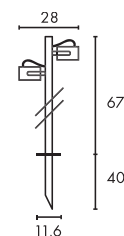


Series available in other variants

Sitra luminaire family, see pages 022–031.

Note

IP Schuko plug incl.



LED Upgrade

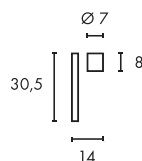
LED GX53 3W 120°
3000K 250lm EEL=A++
3kWh/1000h
Item no. 551372

Variant	Item no.
● anthracite	231535





A - A++



MYRA 1

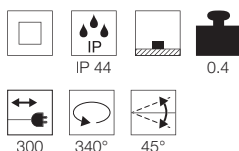
- Can be extended

Lamp details

GU10 LED GU10 51mm 4.5W max.
 Ø: 5 max. L: 5.7 cm max.

Product details

230V ~50Hz
 Material: aluminium
 L: 14 cm W: 7 cm H: 30.5 cm



Series available in other variants

New Myra luminaire family, see pages 022–031.

Note

The luminaire height can be increased by max. 2 extension rods.
 Open cable end.

Rec. accessory	Item no.
Screw set	228752
Concrete anchor	228712
● Extension rod	233164
● Stand	233144
Earth spike	228722
● End piece/Earth spike	233154

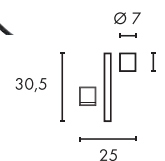
LED Upgrade

LED GU10 4.5W 36°
 2700K 345lm EEL=A+
 5kWh/1000h
Item no. 560182

Variant	Item no.
● silver-grey	233174
● anthracite	233175



A - A++



MYRA 2

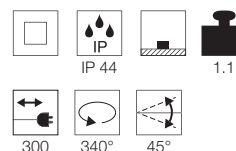
- Can be extended

Lamp details

GU10 LED GU10 51mm 2x 4.5W max.
 Ø: 5 max. L: 5.7 cm max.

Product details

230V ~50Hz
 Material: aluminium
 L: 25 cm W: 7 cm H: 30.5 cm



Series available in other variants

New Myra luminaire family, see pages 022–031.

Note


The luminaire height can be increased by max. 2 extension rods.
 Open cable end.

Rec. accessory	Item no.
Screw set	228752
Concrete anchor	228712
● Extension rod	233165
● Stand	233145
Earth spike	228722
● End piece/Earth spike	233155

LED Upgrade

LED GU10 4.5W 36°
 2700K 345lm EEL=A+
 5kWh/1000h
Item no. 560182

Variant	Item no.
● silver-grey	233184
● anthracite	233185





E - A++



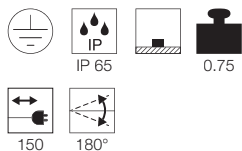
NAUTILUS Spike

Lamp details

GU10 QPAR51 35W max.
L: 5.7 cm max.
optional: LED

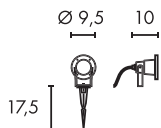
Product details

230V ~50Hz
Material: aluminium
L: 9.5 cm W: 10 cm H: 12 cm



Note


IP Schuko plug incl.
Earth spike incl.



LED Upgrade

LED GU10 4.3W 40°
2700K 245lm EEL=A+
5kWh/1000h
Item no. 551252

Variant	Item no.
● silver-grey	227418



E - A++



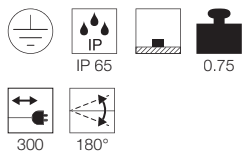
NAUTILUS Spike

Lamp details

GU10 QPAR51 35W max.
L: 5.7 cm max.
optional: LED

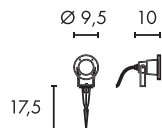
Product details

230V ~50Hz
Material: aluminium
L: 9.5 cm W: 10 cm H: 12 cm



Note

Open cable end
Earth spike incl.



LED Upgrade

LED GU10 4.3W 40°
2700K 245lm EEL=A+
5kWh/1000h
Item no. 551252

Variant	Item no.
● silver-grey	227419



B - A++



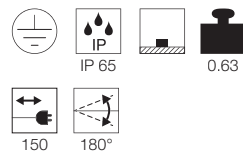
NAUTILUS Spike XL

Lamp details

GU10 LED GU10 51mm 11W max.
Ø: 5 max. L: 8.3 cm max.

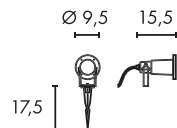
Product details

230V ~50Hz
Material: aluminium
L: 9.5 cm W: 15.5 cm H: 11 cm



Note

IP Schuko plug incl.
Earth spike incl.



LED Upgrade

LED GU10 4.3W 40°
2700K 245lm EEL=A+
5kWh/1000h
Item no. 551252

Variant	Item no.
● black	227410

- Use of long LED lamps possible





A - A++



NAUTILUS
Spike LED Kompakt

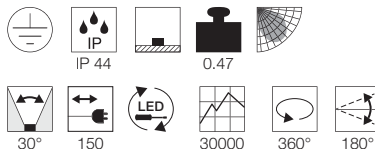
Lamp details



LED 1x 3.3W 3000K CRI80


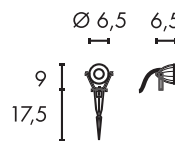
Product details

230V ~50Hz
Total consumption: 4.3W
Material: aluminium/glass/steel
L: 6.5 cm W: 6.5 cm H: 9 cm



Note

IP Schuko plug incl.



E - A++



NAUTILUS
Spike

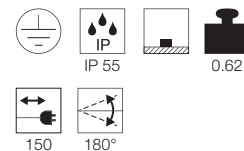
• Special material: stainless steel 316

Lamp details

GU10 QPAR51 25W max.
Ø: 5 max. L: 5.7 cm max.
optional: LED

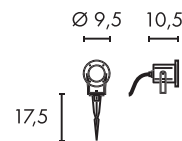
Product details

230V ~50Hz
Material: stainless steel 316
L: 9.5 cm W: 10.5 cm H: 11.5 cm



Note

IP Schuko plug incl.



LED Upgrade

LED GU10 4.3W 40°
2700K 245lm EEL=A+
5kWh/1000h
Item no. 551252

Variant	Item no.
100lm	
● silver-grey	231022
110lm	
● anthracite	231025

Variant	Item no.
● brushed stainless steel	229740



A - A++



NAUTILUS Square LED

- Premium LED

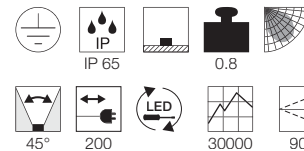
Lamp details



LED 1x 6.7W 3000K CRI80

Product details

100-240V ~50/60Hz sek. 700mA
 Total consumption: 9W
 Material: aluminium/glass
 L: 8 cm W: 9.5 cm H: 11.8 cm

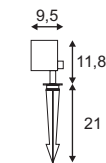


Series available in other variants

Nautilus Square luminaire family, see pages 022-031.

Note

IP Schuko plug incl.




Variant	Item no.
---------	----------

520lm

● anthracite

231035



A - A++



NEW



**SYNA
LED**

- High-voltage LED

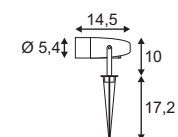
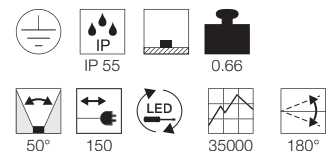
Lamp details



LED 1x 8.6W 3000K CRI80

Product details

220-240V ~50/60Hz
 Total consumption: 8.6W
 Material: aluminium/glass
 L: 5.4 cm W: 14.5 cm H: 10 cm



Variant	Item no.
470lm ● silver	227504
470lm ● anthracite	227505
470lm ● rust	227507
470lm ● green	227508



C - A+



NAUTILUS

Lamp details

GU5.3 QR-C51 35W max.
optional: LED

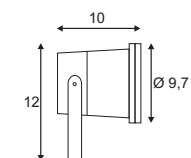
Product details

12V ~50Hz
Material: aluminium/glass
L: 9.7 cm W: 10 cm H: 12 cm



300

180°



Rec. accessory

Rec. accessory	Item no.
Transformer	227160
● Earth spike	900011

LED Upgrade

LED GU5.3 3.8W 40°
2700K 225lm EEL=A+
5kWh/1000h
Item no. 551242

Variant

● silver-grey

Item no.

227500



C - A+



NAUTILUS MR16

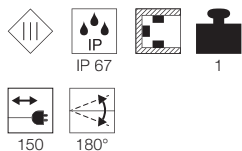
- Special material: stainless steel 304

Lamp details

GX5.3 QR-C51 35W max.
optional: LED

Product details

12V ~50Hz
Material: stainless steel 304/glass
Ø: 10 cm H: 12.5 cm



B - A++



NAUTILUS GX53

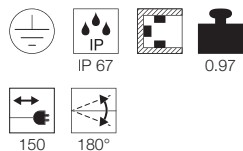
- Special material: stainless steel 304

Lamp details

GX53 TOR-TSE 11W max.
Ø: 7.5 max. L: 4 cm max.
optional: LED

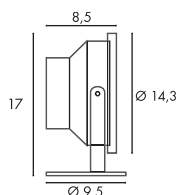
Product details

230V ~50Hz
Material: stainless steel 304
Ø: 14.3 cm H: 17 cm



Note

IP Schuko plug incl.



Rec. accessory

Transformer

Item no.

227160

LED Upgrade

LED GU5.3 3.8W 40°
3000K 225lm EEI=A+
5kWh/1000h

Item no. 551243

Recommended transformer:
227140

Variant

● stainless steel

Item no.

229090



D - A+



NAUTILUS PAR38

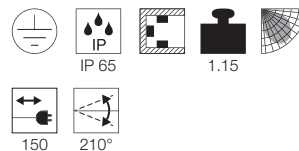
- Special material: stainless steel 304

Lamp details

E27 PAR38 80W max.
optional: QPAR30

Product details

230V ~50Hz
Material: stainless steel 304
Ø: 15.5 cm H: 25 cm



Rec. accessory

● Earth spike

Item no.

900011

LED Upgrade

LED GX53 7.5W 25°
3000K 450lm EEI=A
8kWh/1000h

Item no. 550082

Variant

● stainless steel

Item no.

229730

Variant

● stainless steel

Item no.

229100





A - A++



DASAR PROJECTOR
LED, 12-24V

- Housing and bezel: aluminium [233560]
- Housing and bezel: stainless steel 316 [233570]
- Premium LED

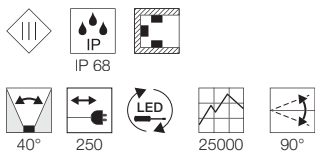
Lamp details



LED 1x 7W 3000K CRI>80

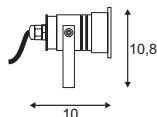
Product details

12V DC / 24V DC
L: 7.2 cm W: 10 cm H: 10.8 cm



Note

Open cable end



Rec. accessory	Item no.
LED power supply 12V	470502
LED power supply 24V	470507
Transformer box	229261
● Stainless steel earth spike	233580
● Plastic earth spike	900011

Variant	Item no.
1 kg	
● stainless steel	233570
0.55 kg	
● anodised aluminium	233560



A - A++



DASAR PROJECTOR
LED, 230V

- Housing and bezel: aluminium [233561]
- Housing and bezel: stainless steel 316 [233571]
- Premium LED

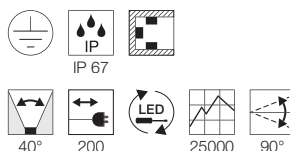
Lamp details



LED 1x 5W 3000K CRI>80

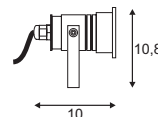
Product details

220-240V ~50/60Hz sek. 400mA
Total consumption: 5.5W
L: 7.2 cm W: 10 cm H: 10.8 cm



Note

IP Schuko plug incl.



Rec. accessory	Item no.
● Stainless steel earth spike	233580
● Plastic earth spike	900011

Variant	Item no.
1.15 kg	
● stainless steel	233571
0.7 kg	
● anodised aluminium	233561





A - A++



A - A++



A - A++



SPOODI 15
LED



NEW



SPOODI 20
LED



NEW



SPOODI 31
LED

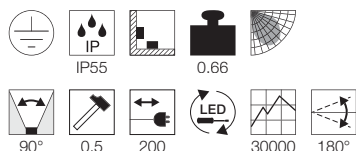
Lamp details



LED 1x 8.3W CRI>80

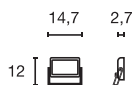
Product details

230V ~50Hz
Total consumption: 10W
Material: aluminium/glass
L: 14.7 cm W: 2.7 cm H: 12 cm



Note

IP Schuko plug incl.



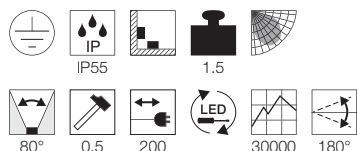
Lamp details



LED 1x 28W CRI80

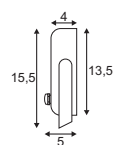
Product details

230V ~50Hz
Total consumption: 30W
Material: aluminium/glass
L: 20 cm W: 5 cm H: 15.5 cm



Note

IP Schuko plug incl.



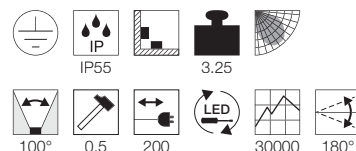
Lamp details



LED 1x 55W CRI>80

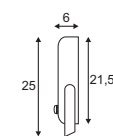
Product details

230V ~50Hz
Total consumption: 60W
Material: aluminium/glass
L: 31 cm W: 6 cm H: 25 cm



Note

IP Schuko plug incl.



Rec. accessory

Item no.

- Earth spike **900011**
- Wall bracket 50 cm **234340**
- Wall bracket 80 cm **234350**

Variant

Item no.

- 3000K 760lm
- black **232800**
- 3000K 760lm
- silver-grey **232804**
- 4000K 830lm
- black **232810**
- 4000K 830lm
- silver-grey **232814**

Rec. accessory

Item no.

- Earth spike **900011**
- Wall bracket 50 cm **234340**
- Wall bracket 80 cm **234350**

Variant

Item no.

- 3000K 2365lm
- black **232820**
- 3000K 2365lm
- silver-grey **232824**
- 4000K 2680lm
- black **232830**
- 4000K 2680lm
- silver-grey **232834**

Rec. accessory

Item no.

- Wall bracket 50 cm **234340**
- Wall bracket 80 cm **234350**

Variant

Item no.

- 3000K 5100lm
- black **232840**
- 3000K 5100lm
- silver-grey **232844**
- 4000K 5500lm
- black **232850**
- 4000K 5500lm
- silver-grey **232854**

Coming soon: January 2017





A - A++



NEW

MILOX 1
LED, 3000K

- Premium LED
- For professional use

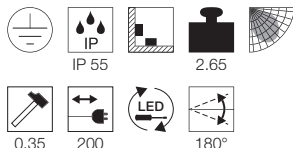
Lamp details



LED 1x 3000K CRI>80

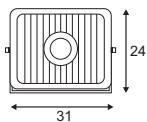
Product details

230V ~50Hz
Total consumption: 41W
Material: aluminium/glass
L: 31 cm W: 11.5 cm H: 24 cm



Note

IP Schuko plug incl.



A - A++



NEW

MILOX 2
LED, 3000K

- Premium LED
- For professional use

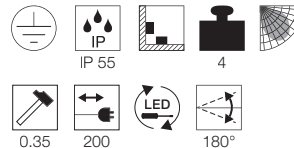
Lamp details



LED 2x 3000K CRI>80

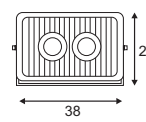
Product details

230V ~50Hz
Total consumption: 79W
Material: aluminium/glass
L: 38 cm W: 11.5 cm H: 24 cm



Note

IP Schuko plug incl.



Rec. accessory

Item no.

- Wall bracket 50 cm **234345**
- Wall bracket 80 cm **234355**

Variant

Item no.

- 3000K 3760lm
● anthracite **234305**
- 4000K 3680lm
● anthracite **234325**

Rec. accessory

Item no.

- Wall bracket 50 cm **234345**
- Wall bracket 80 cm **234355**

Variant

Item no.

- 3000K 7340lm
● anthracite **234315**
- 4000K 7910lm
● anthracite **234335**





A - A++



FLOOD LIGHT
10W, LED, 120°

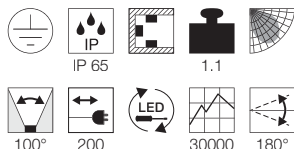
Lamp details



LED 1x 10W 3000K CRI>70

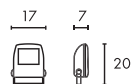
Product details

230V ~50Hz
Total consumption: 12W
Material: aluminium/glass
L: 17 cm W: 7 cm H: 20 cm
Ambient temperature 40°C



Note

IP Schuko plug incl.



Rec. accessory

● Earth spike 900011

Variant

Variant	Item no.
5700K 800lm ● matt black	231151
3000K 800lm ● matt black	231152



A - A++



FLOOD LIGHT
30W, LED, 120°

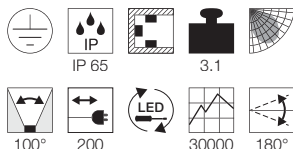
Lamp details



LED 1x 30W 3000K CRI>70

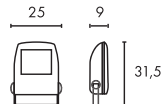
Product details

230V ~50Hz
Total consumption: 36W
Material: aluminium/glass
L: 25 cm W: 9 cm H: 31.5 cm
Ambient temperature 40°C



Note

We recommend fixing to the ground with two earth spikes [excl.]
IP Schuko plug incl.



Rec. accessory

● Earth spike 900011

Variant

Variant	Item no.
5700K 2100lm ● matt black	231161
3000K 2100lm ● matt black	231162



A - A++



FLOOD LIGHT
80W, LED, 120°

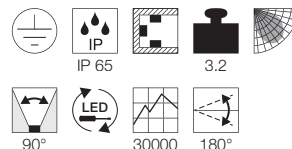
Lamp details



LED 2x 40W 3000K CRI70

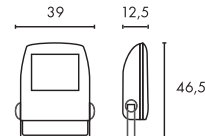
Product details

220-240V ~50Hz
Total consumption: 82.3W
Material: aluminium/glass
L: 39 cm W: 12.5 cm H: 46.5 cm



Note

● For professional use



Rec. accessory

● Earth spike 900011

Variant

Variant	Item no.
3000K 6250lm ● matt black	231173
5700K 7950lm ● matt black	231175



A - A++



OUTDOOR BEAM LED

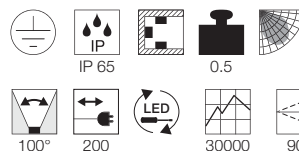
Lamp details



LED 1x 10W 3000K CRI>70


Product details

230V ~50Hz
 Total consumption: 12.8W
 Material: aluminium/glass
 L: 11.5 cm W: 9 cm H: 13 cm
 Ambient temperature 40°C



Note

We recommend fixing to the ground with earth spikes.
 IP Schuko plug incl.



Rec. accessory

Rec. accessory	Item no.
● Earth spike	900011

Variant

Variant	Item no.
5700K 750lm	
● silver-grey	231101
3000K 750lm	
● silver-grey	231102




A - A++



A - A++



A - A++



OUTDOOR BEAM
30W, LED, 100°



OUTDOOR BEAM
50W, LED, 100°



FLOODI
RGB LED

- RGB LED, colour-controllable
- Operated by LIM2 controller
- Stand alone version

Lamp details

LED 1x 30W 3000K CRI>70

Lamp details

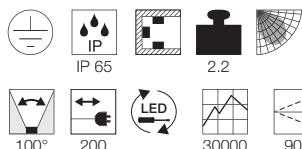
LED 1x 50W 3000K CRI>70

Lamp details

LED 1x 30W

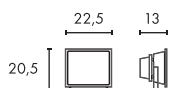
Product details

230V ~50Hz
Total consumption: 35W
Material: aluminium/glass
L: 22.5 cm W: 13 cm H: 20.5 cm
Ambient temperature 40°C



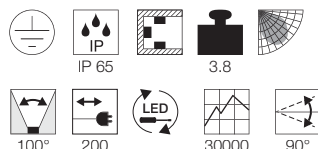
Note

We recommend fixing to the ground with two earth spikes [excl.].
IP Schuko plug incl.



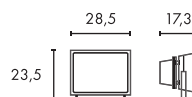
Product details

230V ~50Hz
Total consumption: 56W
Material: aluminium/glass
L: 28.5 cm W: 17.3 cm H: 23.5 cm
Ambient temperature 40°C



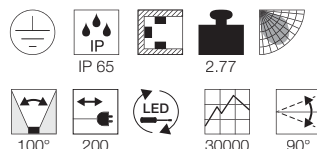
Note

IP Schuko plug incl.



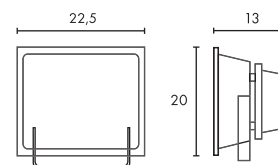
Product details

230V ~50Hz
Total consumption: 39W
Material: aluminium/glass
L: 22.5 cm W: 13 cm H: 20.5 cm
Ambient temperature -20°C to 40°C



Note

We recommend fixing to the ground with two earth spikes [excl.].
IP Schuko plug incl.



Rec. accessory	Item no.
● Earth spike	900011

Variant	Item no.
5700K 3000lm	
● silver-grey	231111
3000K 2600lm	
● silver-grey	231112

Variant	Item no.
5700K 5100lm	
● silver-grey	231121
3000K 4500lm	
● silver-grey	231122

Rec. accessory	Item no.
● Earth spike	900011

Variant	Item no.
● silver-grey	231119





A - A+



FLAC BEAM®
HIT 70W

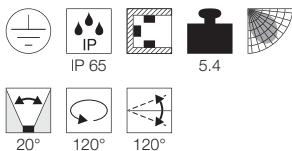
- For professional use

Lamp details

G12 HIT-CE 70W

Product details

230V ~50Hz
Total consumption: 81W
Material: aluminium
Ø: 20 cm H: 29 cm



Rec. lamp

G12 70W
3000K 6600lm EEI=A
80kWh/1000h
Item no. 507130

Variant	Item no.
● silver-grey	230054



A - A++



FLAC BEAM®
LED

- For professional use

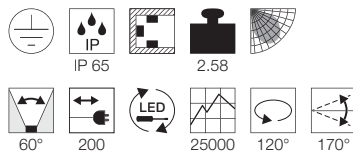
Lamp details



LED 1x 18W 3000K CRI>80

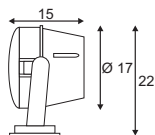
Product details

220-240V ~50/60Hz
Total consumption: 18W
Material: aluminium
Ø: 17 cm H: 22 cm



Note

IP Schuko plug



Variant	Item no.
2000lm	
● stone-grey	231092



A - A++



FLAC BEAM®
LED

- For professional use

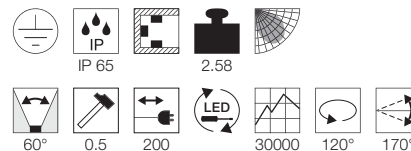
Lamp details



LED 1x 27W 3000K CRI>80

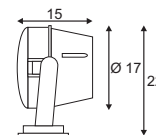
Product details

220-240V ~50/60Hz
Total consumption: 27W
Material: aluminium
Ø: 17 cm H: 22 cm



Note

IP Schuko plug



Variant	Item no.
3000lm	
● stone-grey	231072



A - A+



VANO WING

- Asymmetrical reflector
- High output lamp for professional use

Lamp details

G5 T16 54W

Product details

230V ~50Hz
 Total consumption: 54W
 Material: aluminium/glass
 W: 123.5 cm H: 7.5 cm T: 15.5 cm



IP 65

5.4



105°

Note

Wall brackets (229395) are required for installation.

Rec. accessory

Rec. accessory	Item no.
Wall bracket 2 pcs.	229395

Rec. lamp

G5 54W
 3000K 5000lm EEL=A+
 60kWh/1000h
 Item no. 548054

Variant

Variant	Item no.
● silver-grey	229394



A - A++



NEW



GALEN
LED, 60cm

- High-voltage LED
- IP plug connector

Lamp details

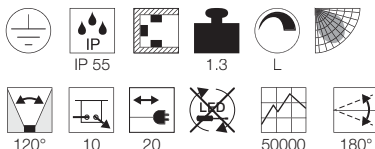


LED 1x 18W 3000K CRI80



Product details

220-240V ~50/60Hz
Total consumption: 18W
Material: aluminium/frosted glass
W: 60 cm H: 6.2 cm T: 11.3 cm



A - A++



GALEN
LED Profil, 100cm

- Premium LED
- Dimmable in combination with (470660)

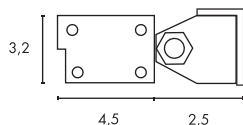
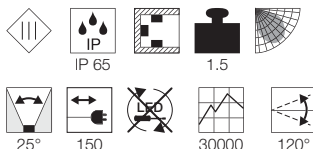
Lamp details



LED 18x 1W

Product details

24V DC
Total consumption: 30W
Material: aluminium/glass
W: 100 cm H: 3.2 cm T: 7 cm



Rec. accessory

Item no.	
231960	LED power supply 36W
231961	LED power supply 60W

Variant

Item no.	
229481	6500K 1070lm CRI70 silver-grey
229482	3000K 970lm CRI80 silver-grey



A+



LED-STRIP
24V, 4000K

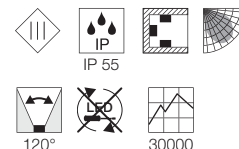
Lamp details



LED 4000K CRI80

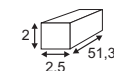
Product details

24V DC
Material: aluminium
W: 51.3 cm H: 2.5 cm T: 2 cm



Note

From 50W a new feed-in must be made




Rec. accessory

Item no.	
470502	LED power supply 24V/12W
552331	Connecting cable 1 m
552330	Feed-in cable 5 m
552332	Mounting clips 10Stk.

Variant

Item no.	
552310	6.3W 500lm 50 cm 0.25 kg aluminium
552320	12W 1000lm 100 cm 0.45 kg aluminium





A - A++



NEW

PATH LIGHT
LED, 4000K

- Premium LED


Lamp details



LED 1x 4000K CRI>80

Product details

100-277V ~50/60Hz sek. 500mA
Total consumption: 20W
Material: aluminium/glass
L: 17 cm W: 40 cm H: 6 cm



Note

The wall bracket (item no. 234225) is needed for installation.

Rec. accessory

Wall bracket **234225**

Variant

2010lm
● anthracite

Item no.

234205



A - A++



NEW

PATH LIGHT L
LED, 4000K

- Premium LED

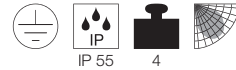
Lamp details



LED 1x 4000K CRI>80

Product details

220-240V ~50/60Hz sek. 700-1500mA
Total consumption: 65W
Material: aluminium/glass
L: 25 cm W: 60 cm H: 8.5 cm



Note

The wall bracket (item no. 234225) is needed for installation.

Rec. accessory

Wall bracket **234235**

Variant

5900lm
● anthracite

Item no.

234215

